



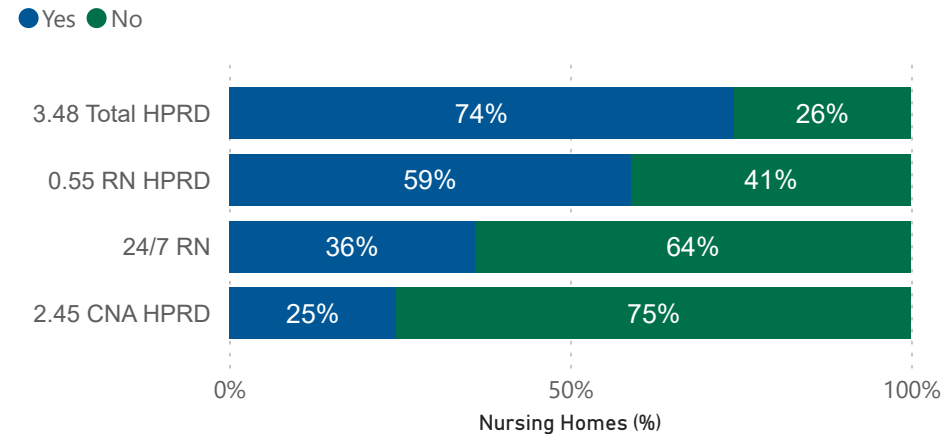
Florida

Minimum Staffing Impact Summary

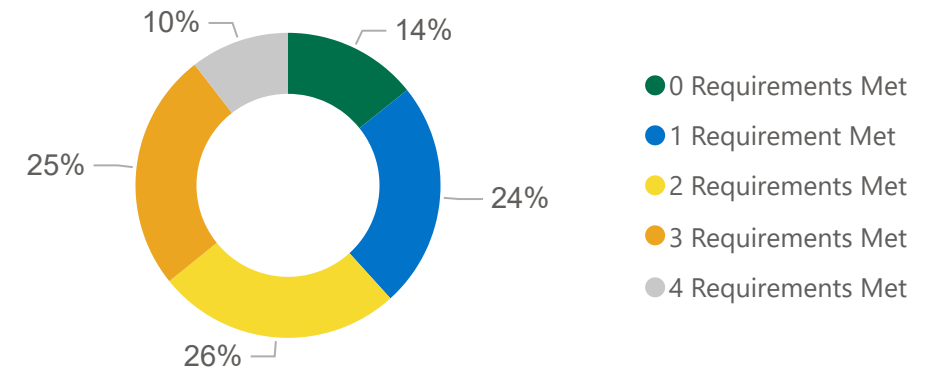
Requirements Met

Nursing homes currently meeting requirements

By Requirement



Combination



687

Total Nursing Homes

Staff Needed

Nurse Full Time Equivalents (FTEs) needed

3,842	By Requirement	
	3,002	786
	CNAs for 2.45 HPRD	RNs for 0.55 HPRD
	129	768
Total (All Requirements)		RNs for 24/7
		Total 3.48 HPRD

Annual Cost

\$225.7 million

Total Annual Cost (All Requirements)

By Requirement	Annual Cost
CNA 2.45 HPRD	\$143,525,439
RN 0.55 and 24/7	\$81,266,718
3.48 HPRD	\$51,141,747

Resident Impact

Potential decrease needed in average daily census to meet each requirement

11,227	By Requirement	
	6,492	
	CNA 2.45 HPRD	
	7,575	
Total (All Requirements)		RN 0.55 HPRD
		1,169
		Total 3.48 HPRD



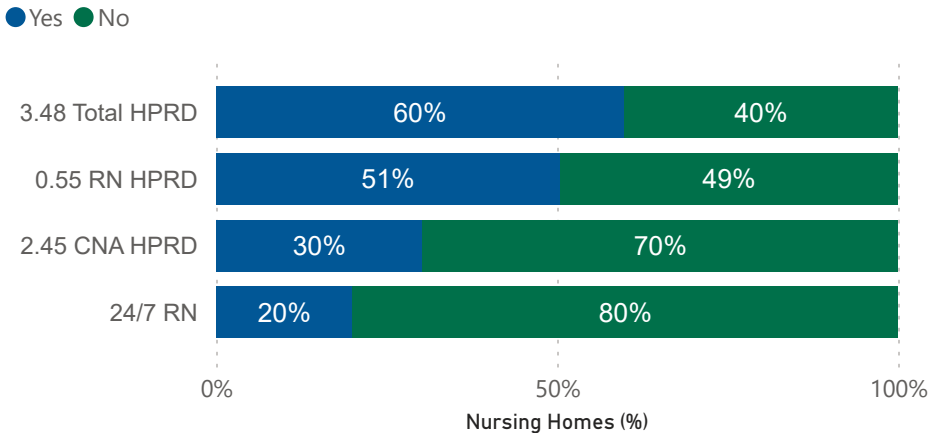
Nation

Minimum Staffing Impact Summary

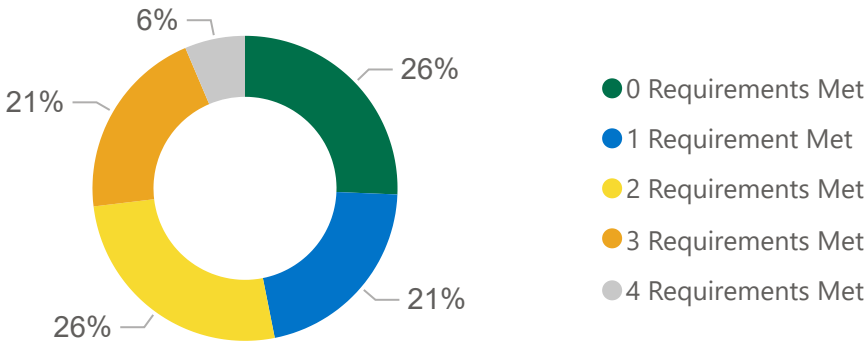
Requirements Met

Nursing homes currently meeting requirements

By Requirement



Combination



14,578

Total Nursing Homes

Staff Needed

Nurse Full Time Equivalents (FTEs) needed

101,757

Total (All Requirements)

By Requirement

77,202	21,568
CNAs for 2.45 HPRD	RNs for 0.55 HPRD
7,274	38,463
RNs for 24/7	Total 3.48 HPRD

Annual Cost

\$6.5 billion

Total Annual Cost (All Requirements)

By Requirement	Annual Cost
CNA 2.45 HPRD	\$3,954,961,505
3.48 HPRD	\$2,594,681,098
RN 0.55 and 24/7	\$2,516,621,883

Resident Impact

Potential decrease needed in average daily census to meet each requirement

290,624

Total (All Requirements)

By Requirement

166,973
CNA 2.45 HPRD
207,790
RN 0.55 HPRD
58,566
Total 3.48 HPRD

Sources: 2023q4 Payroll Based Journal (PBJ), April 24, 2024
Care Compare, FY 2022 and 2023 Medicare Cost Reports

Totals are not a direct sum of individual requirements. The totals factors in how meeting one requirement will help meet another.

Minimum Staffing Final Rule Special Brief FLORIDA CONGRESSIONAL DISTRICT 1

May 2024

Number of Nursing Centers in Congressional District	
27	

Centers Meeting Each Requirement (Count, Percent %)			
CNA 2.45 HPRD 9 (33%)	RN 0.55 HPRD 17 (63%)	RN 24/7 10 (37%)	Total Nurse (CNA, LPN/LVN, RN) 3.48 HPRD 24 (89%)

Staff Needed Nurse Full Time Equivalents (FTEs)				
CNA 2.45 HPRD 69.5	RN 0.55 HPRD 22.0	RNs 24/7 5.9	Total Nurse 3.48 HPRD 6.9	Total* All Requirements 95.1

Annual Cost Impact Yearly Cost to Hire Staff Needed				
CNA 2.45 HPRD \$3,474,740	RN 0.55 HPRD \$2,264,996	RN 24/7 \$580,908	Total Nurse 3.48 HPRD \$483,595	Total* All Requirements \$6,084,970

Resident Impact Potential decrease in average daily census to meet each requirement			
CNA 2.45 HPRD 150	RN 0.55 HPRD 212	Total Nurse 3.48 HPRD 11	Total* (All Requirements) 318

Abbreviations: HPRD = Hours Per Resident Day; CNA = Certified Nurse Aide; LPN/LVN = Licensed Practical/Vocational Nurse; RN = Registered Nurse

*Totals for all requirements are not a direct sum of individual requirements. The totals factor in how meeting one requirement will help meet another to not overinflate the impact.

Minimum Staffing Final Rule Special Brief FLORIDA CONGRESSIONAL DISTRICT 2

May 2024

Number of Nursing Centers in Congressional District	
32	

Centers Meeting Each Requirement (Count, Percent %)			
CNA 2.45 HPRD 11 (34%)	RN 0.55 HPRD 12 (38%)	RN 24/7 6 (19%)	Total Nurse (CNA, LPN/LVN, RN) 3.48 HPRD 25 (78%)

Staff Needed Nurse Full Time Equivalents (FTEs)				
CNA 2.45 HPRD 116.7	RN 0.55 HPRD 65.7	RNs 24/7 11.4	Total Nurse 3.48 HPRD 13.1	Total* All Requirements 184.7

Annual Cost Impact Yearly Cost to Hire Staff Needed				
CNA 2.45 HPRD \$5,676,586	RN 0.55 HPRD \$6,278,546	RN 24/7 \$1,137,797	Total Nurse 3.48 HPRD \$836,131	Total* All Requirements \$12,185,841

Resident Impact Potential decrease in average daily census to meet each requirement			
CNA 2.45 HPRD 252	RN 0.55 HPRD 633	Total Nurse 3.48 HPRD 20	Total* (All Requirements) 720

Abbreviations: HPRD = Hours Per Resident Day; CNA = Certified Nurse Aide; LPN/LVN = Licensed Practical/Vocational Nurse; RN = Registered Nurse

*Totals for all requirements are not a direct sum of individual requirements. The totals factor in how meeting one requirement will help meet another to not overinflate the impact.

Minimum Staffing Final Rule Special Brief FLORIDA CONGRESSIONAL DISTRICT 3

May 2024

Number of Nursing Centers in Congressional District	
36	

Centers Meeting Each Requirement (Count, Percent %)			
CNA 2.45 HPRD 11 (31%)	RN 0.55 HPRD 12 (33%)	RN 24/7 4 (11%)	Total Nurse (CNA, LPN/LVN, RN) 3.48 HPRD 30 (83%)

Staff Needed Nurse Full Time Equivalents (FTEs)				
CNA 2.45 HPRD 133.0	RN 0.55 HPRD 100.4	RNs 24/7 10.7	Total Nurse 3.48 HPRD 11.7	Total* All Requirements 234.9

Annual Cost Impact Yearly Cost to Hire Staff Needed				
CNA 2.45 HPRD \$6,270,385	RN 0.55 HPRD \$9,938,452	RN 24/7 \$1,026,489	Total Nurse 3.48 HPRD \$717,645	Total* All Requirements \$16,355,973

Resident Impact Potential decrease in average daily census to meet each requirement			
CNA 2.45 HPRD 288	RN 0.55 HPRD 968	Total Nurse 3.48 HPRD 18	Total* (All Requirements) 1,018

Abbreviations: HPRD = Hours Per Resident Day; CNA = Certified Nurse Aide; LPN/LVN = Licensed Practical/Vocational Nurse; RN = Registered Nurse

*Totals for all requirements are not a direct sum of individual requirements. The totals factor in how meeting one requirement will help meet another to not overinflate the impact.

Minimum Staffing Final Rule Special Brief FLORIDA CONGRESSIONAL DISTRICT 4

May 2024

Number of Nursing Centers in Congressional District	
28	

Centers Meeting Each Requirement (Count, Percent %)			
CNA 2.45 HPRD 4 (14%)	RN 0.55 HPRD 10 (36%)	RN 24/7 5 (18%)	Total Nurse (CNA, LPN/LVN, RN) 3.48 HPRD 19 (68%)

Staff Needed Nurse Full Time Equivalents (FTEs)				
CNA 2.45 HPRD 136.0	RN 0.55 HPRD 54.5	RNs 24/7 5.1	Total Nurse 3.48 HPRD 22.7	Total* All Requirements 191.5

Annual Cost Impact Yearly Cost to Hire Staff Needed				
CNA 2.45 HPRD \$6,852,157	RN 0.55 HPRD \$5,277,972	RN 24/7 \$484,135	Total Nurse 3.48 HPRD \$1,549,219	Total* All Requirements \$12,220,972

Resident Impact Potential decrease in average daily census to meet each requirement			
CNA 2.45 HPRD 294	RN 0.55 HPRD 525	Total Nurse 3.48 HPRD 35	Total* (All Requirements) 625

Abbreviations: HPRD = Hours Per Resident Day; CNA = Certified Nurse Aide; LPN/LVN = Licensed Practical/Vocational Nurse; RN = Registered Nurse

*Totals for all requirements are not a direct sum of individual requirements. The totals factor in how meeting one requirement will help meet another to not overinflate the impact.

Minimum Staffing Final Rule Special Brief FLORIDA CONGRESSIONAL DISTRICT 5

May 2024

Number of Nursing Centers in Congressional District	
26	

Centers Meeting Each Requirement (Count, Percent %)			
CNA 2.45 HPRD 6 (23%)	RN 0.55 HPRD 16 (62%)	RN 24/7 7 (27%)	Total Nurse (CNA, LPN/LVN, RN) 3.48 HPRD 18 (69%)

Staff Needed Nurse Full Time Equivalents (FTEs)				
CNA 2.45 HPRD 144.1	RN 0.55 HPRD 31.4	RNs 24/7 3.9	Total Nurse 3.48 HPRD 71.4	Total* All Requirements 181.2

Annual Cost Impact Yearly Cost to Hire Staff Needed				
CNA 2.45 HPRD \$7,276,399	RN 0.55 HPRD \$2,927,235	RN 24/7 \$387,046	Total Nurse 3.48 HPRD \$5,209,335	Total* All Requirements \$10,629,957

Resident Impact Potential decrease in average daily census to meet each requirement			
CNA 2.45 HPRD 312	RN 0.55 HPRD 303	Total Nurse 3.48 HPRD 109	Total* (All Requirements) 430

Abbreviations: HPRD = Hours Per Resident Day; CNA = Certified Nurse Aide; LPN/LVN = Licensed Practical/Vocational Nurse; RN = Registered Nurse

*Totals for all requirements are not a direct sum of individual requirements. The totals factor in how meeting one requirement will help meet another to not overinflate the impact.

Minimum Staffing Final Rule Special Brief

FLORIDA CONGRESSIONAL DISTRICT 6

May 2024

Number of Nursing Centers in Congressional District	
40	

Centers Meeting Each Requirement (Count, Percent %)			
CNA 2.45 HPRD 8 (20%)	RN 0.55 HPRD 12 (30%)	RN 24/7 6 (15%)	Total Nurse (CNA, LPN/LVN, RN) 3.48 HPRD 27 (68%)

Staff Needed Nurse Full Time Equivalents (FTEs)				
CNA 2.45 HPRD 159.7	RN 0.55 HPRD 81.0	RNs 24/7 15.9	Total Nurse 3.48 HPRD 22.4	Total* All Requirements 245.5

Annual Cost Impact Yearly Cost to Hire Staff Needed				
CNA 2.45 HPRD \$7,281,759	RN 0.55 HPRD \$7,589,154	RN 24/7 \$1,485,422	Total Nurse 3.48 HPRD \$1,373,041	Total* All Requirements \$15,320,981

Resident Impact Potential decrease in average daily census to meet each requirement			
CNA 2.45 HPRD 346	RN 0.55 HPRD 780	Total Nurse 3.48 HPRD 34	Total* (All Requirements) 860

Abbreviations: HPRD = Hours Per Resident Day; CNA = Certified Nurse Aide; LPN/LVN = Licensed Practical/Vocational Nurse; RN = Registered Nurse

*Totals for all requirements are not a direct sum of individual requirements. The totals factor in how meeting one requirement will help meet another to not overinflate the impact.

Minimum Staffing Final Rule Special Brief FLORIDA CONGRESSIONAL DISTRICT 7

May 2024

Number of Nursing Centers in Congressional District	
14	

Centers Meeting Each Requirement (Count, Percent %)			
CNA 2.45 HPRD 1 (7%)	RN 0.55 HPRD 6 (43%)	RN 24/7 3 (21%)	Total Nurse (CNA, LPN/LVN, RN) 3.48 HPRD 10 (71%)

Staff Needed Nurse Full Time Equivalents (FTEs)				
CNA 2.45 HPRD 67.8	RN 0.55 HPRD 20.5	RNs 24/7 1.5	Total Nurse 3.48 HPRD 15.0	Total* All Requirements 88.9

Annual Cost Impact Yearly Cost to Hire Staff Needed				
CNA 2.45 HPRD \$3,109,785	RN 0.55 HPRD \$1,894,341	RN 24/7 \$140,190	Total Nurse 3.48 HPRD \$937,882	Total* All Requirements \$5,056,894

Resident Impact Potential decrease in average daily census to meet each requirement			
CNA 2.45 HPRD 147	RN 0.55 HPRD 198	Total Nurse 3.48 HPRD 23	Total* (All Requirements) 249

Abbreviations: HPRD = Hours Per Resident Day; CNA = Certified Nurse Aide; LPN/LVN = Licensed Practical/Vocational Nurse; RN = Registered Nurse

*Totals for all requirements are not a direct sum of individual requirements. The totals factor in how meeting one requirement will help meet another to not overinflate the impact.

Minimum Staffing Final Rule Special Brief FLORIDA CONGRESSIONAL DISTRICT 8

May 2024

Number of Nursing Centers in Congressional District	
26	

Centers Meeting Each Requirement (Count, Percent %)			
CNA 2.45 HPRD 4 (15%)	RN 0.55 HPRD 15 (58%)	RN 24/7 8 (31%)	Total Nurse (CNA, LPN/LVN, RN) 3.48 HPRD 22 (85%)

Staff Needed Nurse Full Time Equivalents (FTEs)				
CNA 2.45 HPRD 118.4	RN 0.55 HPRD 20.7	RNs 24/7 3.0	Total Nurse 3.48 HPRD 5.9	Total* All Requirements 140.4

Annual Cost Impact Yearly Cost to Hire Staff Needed				
CNA 2.45 HPRD \$5,639,836	RN 0.55 HPRD \$2,130,686	RN 24/7 \$303,113	Total Nurse 3.48 HPRD \$374,647	Total* All Requirements \$7,902,630

Resident Impact Potential decrease in average daily census to meet each requirement			
CNA 2.45 HPRD 256	RN 0.55 HPRD 199	Total Nurse 3.48 HPRD 9	Total* (All Requirements) 377

Abbreviations: HPRD = Hours Per Resident Day; CNA = Certified Nurse Aide; LPN/LVN = Licensed Practical/Vocational Nurse; RN = Registered Nurse

*Totals for all requirements are not a direct sum of individual requirements. The totals factor in how meeting one requirement will help meet another to not overinflate the impact.

Minimum Staffing Final Rule Special Brief FLORIDA CONGRESSIONAL DISTRICT 9

May 2024

Number of Nursing Centers in Congressional District	
13	

Centers Meeting Each Requirement (Count, Percent %)			
CNA 2.45 HPRD 2 (15%)	RN 0.55 HPRD 11 (85%)	RN 24/7 9 (69%)	Total Nurse (CNA, LPN/LVN, RN) 3.48 HPRD 8 (62%)

Staff Needed Nurse Full Time Equivalents (FTEs)				
CNA 2.45 HPRD 86.5	RN 0.55 HPRD 4.5	RNs 24/7 0.3	Total Nurse 3.48 HPRD 35.6	Total* All Requirements 91.3

Annual Cost Impact Yearly Cost to Hire Staff Needed				
CNA 2.45 HPRD \$4,134,490	RN 0.55 HPRD \$401,727	RN 24/7 \$24,557	Total Nurse 3.48 HPRD \$2,316,619	Total* All Requirements \$4,551,452

Resident Impact Potential decrease in average daily census to meet each requirement			
CNA 2.45 HPRD 187	RN 0.55 HPRD 44	Total Nurse 3.48 HPRD 54	Total* (All Requirements) 210

Abbreviations: HPRD = Hours Per Resident Day; CNA = Certified Nurse Aide; LPN/LVN = Licensed Practical/Vocational Nurse; RN = Registered Nurse

*Totals for all requirements are not a direct sum of individual requirements. The totals factor in how meeting one requirement will help meet another to not overinflate the impact.

Minimum Staffing Final Rule Special Brief FLORIDA CONGRESSIONAL DISTRICT 10

May 2024

Number of Nursing Centers in Congressional District	
23	

Centers Meeting Each Requirement (Count, Percent %)			
CNA 2.45 HPRD 9 (39%)	RN 0.55 HPRD 17 (74%)	RN 24/7 10 (43%)	Total Nurse (CNA, LPN/LVN, RN) 3.48 HPRD 17 (74%)

Staff Needed Nurse Full Time Equivalents (FTEs)				
CNA 2.45 HPRD 82.9	RN 0.55 HPRD 18.0	RNs 24/7 2.2	Total Nurse 3.48 HPRD 23.9	Total* All Requirements 102.0

Annual Cost Impact Yearly Cost to Hire Staff Needed				
CNA 2.45 HPRD \$3,913,097	RN 0.55 HPRD \$1,772,145	RN 24/7 \$186,696	Total Nurse 3.48 HPRD \$1,530,155	Total* All Requirements \$5,765,406

Resident Impact Potential decrease in average daily census to meet each requirement			
CNA 2.45 HPRD 179	RN 0.55 HPRD 173	Total Nurse 3.48 HPRD 36	Total* (All Requirements) 287

Abbreviations: HPRD = Hours Per Resident Day; CNA = Certified Nurse Aide; LPN/LVN = Licensed Practical/Vocational Nurse; RN = Registered Nurse

*Totals for all requirements are not a direct sum of individual requirements. The totals factor in how meeting one requirement will help meet another to not overinflate the impact.

Minimum Staffing Final Rule Special Brief FLORIDA CONGRESSIONAL DISTRICT 11

May 2024

Number of Nursing Centers in Congressional District	
20	

Centers Meeting Each Requirement (Count, Percent %)			
CNA 2.45 HPRD 6 (30%)	RN 0.55 HPRD 9 (45%)	RN 24/7 6 (30%)	Total Nurse (CNA, LPN/LVN, RN) 3.48 HPRD 15 (75%)

Staff Needed Nurse Full Time Equivalents (FTEs)				
CNA 2.45 HPRD 73.8	RN 0.55 HPRD 34.7	RNs 24/7 6.3	Total Nurse 3.48 HPRD 12.6	Total* All Requirements 110.0

Annual Cost Impact Yearly Cost to Hire Staff Needed				
CNA 2.45 HPRD \$3,494,111	RN 0.55 HPRD \$3,416,791	RN 24/7 \$622,215	Total Nurse 3.48 HPRD \$800,003	Total* All Requirements \$7,072,985

Resident Impact Potential decrease in average daily census to meet each requirement			
CNA 2.45 HPRD 160	RN 0.55 HPRD 334	Total Nurse 3.48 HPRD 19	Total* (All Requirements) 379

Abbreviations: HPRD = Hours Per Resident Day; CNA = Certified Nurse Aide; LPN/LVN = Licensed Practical/Vocational Nurse; RN = Registered Nurse

*Totals for all requirements are not a direct sum of individual requirements. The totals factor in how meeting one requirement will help meet another to not overinflate the impact.

Minimum Staffing Final Rule Special Brief FLORIDA CONGRESSIONAL DISTRICT 12

May 2024

Number of Nursing Centers in Congressional District	
30	

Centers Meeting Each Requirement (Count, Percent %)			
CNA 2.45 HPRD 2 (7%)	RN 0.55 HPRD 11 (37%)	RN 24/7 6 (20%)	Total Nurse (CNA, LPN/LVN, RN) 3.48 HPRD 22 (73%)

Staff Needed Nurse Full Time Equivalents (FTEs)				
CNA 2.45 HPRD 134.3	RN 0.55 HPRD 51.9	RNs 24/7 5.2	Total Nurse 3.48 HPRD 27.4	Total* All Requirements 186.5

Annual Cost Impact Yearly Cost to Hire Staff Needed				
CNA 2.45 HPRD \$6,605,236	RN 0.55 HPRD \$5,041,101	RN 24/7 \$498,466	Total Nurse 3.48 HPRD \$1,832,026	Total* All Requirements \$11,686,165

Resident Impact Potential decrease in average daily census to meet each requirement			
CNA 2.45 HPRD 291	RN 0.55 HPRD 500	Total Nurse 3.48 HPRD 42	Total* (All Requirements) 615

Abbreviations: HPRD = Hours Per Resident Day; CNA = Certified Nurse Aide; LPN/LVN = Licensed Practical/Vocational Nurse; RN = Registered Nurse

*Totals for all requirements are not a direct sum of individual requirements. The totals factor in how meeting one requirement will help meet another to not overinflate the impact.

Minimum Staffing Final Rule Special Brief

FLORIDA CONGRESSIONAL DISTRICT 13

May 2024

Number of Nursing Centers in Congressional District	
52	

Centers Meeting Each Requirement (Count, Percent %)			
CNA 2.45 HPRD 11 (21%)	RN 0.55 HPRD 27 (52%)	RN 24/7 14 (27%)	Total Nurse (CNA, LPN/LVN, RN) 3.48 HPRD 31 (60%)

Staff Needed Nurse Full Time Equivalents (FTEs)				
CNA 2.45 HPRD 229.3	RN 0.55 HPRD 70.4	RNs 24/7 14.5	Total Nurse 3.48 HPRD 69.5	Total* All Requirements 304.4

Annual Cost Impact Yearly Cost to Hire Staff Needed				
CNA 2.45 HPRD \$11,559,786	RN 0.55 HPRD \$7,345,424	RN 24/7 \$1,376,760	Total Nurse 3.48 HPRD \$4,854,387	Total* All Requirements \$19,389,393

Resident Impact Potential decrease in average daily census to meet each requirement			
CNA 2.45 HPRD 496	RN 0.55 HPRD 678	Total Nurse 3.48 HPRD 106	Total* (All Requirements) 953

Abbreviations: HPRD = Hours Per Resident Day; CNA = Certified Nurse Aide; LPN/LVN = Licensed Practical/Vocational Nurse; RN = Registered Nurse

*Totals for all requirements are not a direct sum of individual requirements. The totals factor in how meeting one requirement will help meet another to not overinflate the impact.

Minimum Staffing Final Rule Special Brief

FLORIDA CONGRESSIONAL DISTRICT 14

May 2024

Number of Nursing Centers in Congressional District	
23	

Centers Meeting Each Requirement (Count, Percent %)			
CNA 2.45 HPRD 2 (9%)	RN 0.55 HPRD 11 (48%)	RN 24/7 6 (26%)	Total Nurse (CNA, LPN/LVN, RN) 3.48 HPRD 10 (43%)

Staff Needed Nurse Full Time Equivalents (FTEs)				
CNA 2.45 HPRD 148.3	RN 0.55 HPRD 30.3	RNs 24/7 6.2	Total Nurse 3.48 HPRD 52.7	Total* All Requirements 180.8

Annual Cost Impact Yearly Cost to Hire Staff Needed				
CNA 2.45 HPRD \$7,495,126	RN 0.55 HPRD \$3,180,517	RN 24/7 \$664,095	Total Nurse 3.48 HPRD \$3,743,055	Total* All Requirements \$10,909,210

Resident Impact Potential decrease in average daily census to meet each requirement			
CNA 2.45 HPRD 321	RN 0.55 HPRD 292	Total Nurse 3.48 HPRD 80	Total* (All Requirements) 471

Abbreviations: HPRD = Hours Per Resident Day; CNA = Certified Nurse Aide; LPN/LVN = Licensed Practical/Vocational Nurse; RN = Registered Nurse

*Totals for all requirements are not a direct sum of individual requirements. The totals factor in how meeting one requirement will help meet another to not overinflate the impact.

Minimum Staffing Final Rule Special Brief FLORIDA CONGRESSIONAL DISTRICT 15

May 2024

Number of Nursing Centers in Congressional District	
20	

Centers Meeting Each Requirement (Count, Percent %)			
CNA 2.45 HPRD 4 (20%)	RN 0.55 HPRD 9 (45%)	RN 24/7 5 (25%)	Total Nurse (CNA, LPN/LVN, RN) 3.48 HPRD 16 (80%)

Staff Needed Nurse Full Time Equivalents (FTEs)				
CNA 2.45 HPRD 80.6	RN 0.55 HPRD 26.7	RNs 24/7 2.0	Total Nurse 3.48 HPRD 9.9	Total* All Requirements 108.3

Annual Cost Impact Yearly Cost to Hire Staff Needed				
CNA 2.45 HPRD \$4,169,271	RN 0.55 HPRD \$2,575,427	RN 24/7 \$182,633	Total Nurse 3.48 HPRD \$684,783	Total* All Requirements \$6,832,748

Resident Impact Potential decrease in average daily census to meet each requirement			
CNA 2.45 HPRD 174	RN 0.55 HPRD 258	Total Nurse 3.48 HPRD 15	Total* (All Requirements) 341

Abbreviations: HPRD = Hours Per Resident Day; CNA = Certified Nurse Aide; LPN/LVN = Licensed Practical/Vocational Nurse; RN = Registered Nurse

*Totals for all requirements are not a direct sum of individual requirements. The totals factor in how meeting one requirement will help meet another to not overinflate the impact.

Minimum Staffing Final Rule Special Brief FLORIDA CONGRESSIONAL DISTRICT 16

May 2024

Number of Nursing Centers in Congressional District	
18	

Centers Meeting Each Requirement (Count, Percent %)			
CNA 2.45 HPRD 3 (17%)	RN 0.55 HPRD 9 (50%)	RN 24/7 5 (28%)	Total Nurse (CNA, LPN/LVN, RN) 3.48 HPRD 10 (56%)

Staff Needed Nurse Full Time Equivalents (FTEs)				
CNA 2.45 HPRD 100.1	RN 0.55 HPRD 26.2	RNs 24/7 5.3	Total Nurse 3.48 HPRD 35.0	Total* All Requirements 127.5

Annual Cost Impact Yearly Cost to Hire Staff Needed				
CNA 2.45 HPRD \$5,176,282	RN 0.55 HPRD \$2,562,891	RN 24/7 \$500,925	Total Nurse 3.48 HPRD \$2,420,000	Total* All Requirements \$7,857,068

Resident Impact Potential decrease in average daily census to meet each requirement			
CNA 2.45 HPRD 216	RN 0.55 HPRD 253	Total Nurse 3.48 HPRD 53	Total* (All Requirements) 337

Abbreviations: HPRD = Hours Per Resident Day; CNA = Certified Nurse Aide; LPN/LVN = Licensed Practical/Vocational Nurse; RN = Registered Nurse

*Totals for all requirements are not a direct sum of individual requirements. The totals factor in how meeting one requirement will help meet another to not overinflate the impact.

Minimum Staffing Final Rule Special Brief FLORIDA CONGRESSIONAL DISTRICT 17

May 2024

Number of Nursing Centers in Congressional District	
38	

Centers Meeting Each Requirement (Count, Percent %)			
CNA 2.45 HPRD 14 (37%)	RN 0.55 HPRD 27 (71%)	RN 24/7 13 (34%)	Total Nurse (CNA, LPN/LVN, RN) 3.48 HPRD 31 (82%)

Staff Needed Nurse Full Time Equivalents (FTEs)				
CNA 2.45 HPRD 120.3	RN 0.55 HPRD 25.7	RNs 24/7 5.5	Total Nurse 3.48 HPRD 30.9	Total* All Requirements 149.6

Annual Cost Impact Yearly Cost to Hire Staff Needed				
CNA 2.45 HPRD \$6,180,991	RN 0.55 HPRD \$2,643,346	RN 24/7 \$553,947	Total Nurse 3.48 HPRD \$2,162,564	Total* All Requirements \$9,198,191

Resident Impact Potential decrease in average daily census to meet each requirement			
CNA 2.45 HPRD 260	RN 0.55 HPRD 248	Total Nurse 3.48 HPRD 47	Total* (All Requirements) 401

Abbreviations: HPRD = Hours Per Resident Day; CNA = Certified Nurse Aide; LPN/LVN = Licensed Practical/Vocational Nurse; RN = Registered Nurse

*Totals for all requirements are not a direct sum of individual requirements. The totals factor in how meeting one requirement will help meet another to not overinflate the impact.

Minimum Staffing Final Rule Special Brief FLORIDA CONGRESSIONAL DISTRICT 18

May 2024

Number of Nursing Centers in Congressional District	
34	

Centers Meeting Each Requirement (Count, Percent %)			
CNA 2.45 HPRD 5 (15%)	RN 0.55 HPRD 16 (47%)	RN 24/7 6 (18%)	Total Nurse (CNA, LPN/LVN, RN) 3.48 HPRD 26 (76%)

Staff Needed Nurse Full Time Equivalents (FTEs)				
CNA 2.45 HPRD 149.5	RN 0.55 HPRD 49.7	RNs 24/7 11.0	Total Nurse 3.48 HPRD 39.2	Total* All Requirements 204.7

Annual Cost Impact Yearly Cost to Hire Staff Needed				
CNA 2.45 HPRD \$7,135,504	RN 0.55 HPRD \$4,865,001	RN 24/7 \$1,039,133	Total Nurse 3.48 HPRD \$2,660,460	Total* All Requirements \$12,546,333

Resident Impact Potential decrease in average daily census to meet each requirement			
CNA 2.45 HPRD 323	RN 0.55 HPRD 479	Total Nurse 3.48 HPRD 60	Total* (All Requirements) 640

Abbreviations: HPRD = Hours Per Resident Day; CNA = Certified Nurse Aide; LPN/LVN = Licensed Practical/Vocational Nurse; RN = Registered Nurse

*Totals for all requirements are not a direct sum of individual requirements. The totals factor in how meeting one requirement will help meet another to not overinflate the impact.

Minimum Staffing Final Rule Special Brief

FLORIDA CONGRESSIONAL DISTRICT 19

May 2024

Number of Nursing Centers in Congressional District	
28	

Centers Meeting Each Requirement (Count, Percent %)			
CNA 2.45 HPRD 15 (54%)	RN 0.55 HPRD 24 (86%)	RN 24/7 15 (54%)	Total Nurse (CNA, LPN/LVN, RN) 3.48 HPRD 22 (79%)

Staff Needed Nurse Full Time Equivalents (FTEs)				
CNA 2.45 HPRD 116.6	RN 0.55 HPRD 13.4	RNs 24/7 3.7	Total Nurse 3.48 HPRD 73.8	Total* All Requirements 136.8

Annual Cost Impact Yearly Cost to Hire Staff Needed				
CNA 2.45 HPRD \$5,761,903	RN 0.55 HPRD \$1,282,616	RN 24/7 \$354,481	Total Nurse 3.48 HPRD \$5,227,995	Total* All Requirements \$7,602,732

Resident Impact Potential decrease in average daily census to meet each requirement			
CNA 2.45 HPRD 252	RN 0.55 HPRD 129	Total Nurse 3.48 HPRD 112	Total* (All Requirements) 269

Abbreviations: HPRD = Hours Per Resident Day; CNA = Certified Nurse Aide; LPN/LVN = Licensed Practical/Vocational Nurse; RN = Registered Nurse

*Totals for all requirements are not a direct sum of individual requirements. The totals factor in how meeting one requirement will help meet another to not overinflate the impact.

Minimum Staffing Final Rule Special Brief FLORIDA CONGRESSIONAL DISTRICT 20

May 2024

Number of Nursing Centers in Congressional District	
26	

Centers Meeting Each Requirement (Count, Percent %)			
CNA 2.45 HPRD 7 (27%)	RN 0.55 HPRD 22 (85%)	RN 24/7 16 (62%)	Total Nurse (CNA, LPN/LVN, RN) 3.48 HPRD 17 (65%)

Staff Needed Nurse Full Time Equivalents (FTEs)				
CNA 2.45 HPRD 127.4	RN 0.55 HPRD 7.1	RNs 24/7 0.6	Total Nurse 3.48 HPRD 26.8	Total* All Requirements 134.8

Annual Cost Impact Yearly Cost to Hire Staff Needed				
CNA 2.45 HPRD \$5,592,315	RN 0.55 HPRD \$710,806	RN 24/7 \$52,718	Total Nurse 3.48 HPRD \$1,634,506	Total* All Requirements \$6,332,018

Resident Impact Potential decrease in average daily census to meet each requirement			
CNA 2.45 HPRD 276	RN 0.55 HPRD 69	Total Nurse 3.48 HPRD 41	Total* (All Requirements) 287

Abbreviations: HPRD = Hours Per Resident Day; CNA = Certified Nurse Aide; LPN/LVN = Licensed Practical/Vocational Nurse; RN = Registered Nurse

*Totals for all requirements are not a direct sum of individual requirements. The totals factor in how meeting one requirement will help meet another to not overinflate the impact.

Minimum Staffing Final Rule Special Brief FLORIDA CONGRESSIONAL DISTRICT 21

May 2024

Number of Nursing Centers in Congressional District	
23	

Centers Meeting Each Requirement (Count, Percent %)			
CNA 2.45 HPRD 6 (26%)	RN 0.55 HPRD 17 (74%)	RN 24/7 8 (35%)	Total Nurse (CNA, LPN/LVN, RN) 3.48 HPRD 20 (87%)

Staff Needed Nurse Full Time Equivalents (FTEs)				
CNA 2.45 HPRD 94.9	RN 0.55 HPRD 11.5	RNs 24/7 6.2	Total Nurse 3.48 HPRD 22.0	Total* All Requirements 110.0

Annual Cost Impact Yearly Cost to Hire Staff Needed				
CNA 2.45 HPRD \$4,404,554	RN 0.55 HPRD \$1,155,779	RN 24/7 \$574,046	Total Nurse 3.48 HPRD \$1,362,738	Total* All Requirements \$5,872,098

Resident Impact Potential decrease in average daily census to meet each requirement			
CNA 2.45 HPRD 205	RN 0.55 HPRD 111	Total Nurse 3.48 HPRD 34	Total* (All Requirements) 242

Abbreviations: HPRD = Hours Per Resident Day; CNA = Certified Nurse Aide; LPN/LVN = Licensed Practical/Vocational Nurse; RN = Registered Nurse

*Totals for all requirements are not a direct sum of individual requirements. The totals factor in how meeting one requirement will help meet another to not overinflate the impact.

Minimum Staffing Final Rule Special Brief FLORIDA CONGRESSIONAL DISTRICT 22

May 2024

Number of Nursing Centers in Congressional District	
23	

Centers Meeting Each Requirement (Count, Percent %)			
CNA 2.45 HPRD 4 (17%)	RN 0.55 HPRD 17 (74%)	RN 24/7 12 (52%)	Total Nurse (CNA, LPN/LVN, RN) 3.48 HPRD 20 (87%)

Staff Needed Nurse Full Time Equivalents (FTEs)				
CNA 2.45 HPRD 93.5	RN 0.55 HPRD 3.0	RNs 24/7 0.5	Total Nurse 3.48 HPRD 7.4	Total* All Requirements 96.7

Annual Cost Impact Yearly Cost to Hire Staff Needed				
CNA 2.45 HPRD \$4,220,674	RN 0.55 HPRD \$279,575	RN 24/7 \$48,730	Total Nurse 3.48 HPRD \$448,236	Total* All Requirements \$4,519,239

Resident Impact Potential decrease in average daily census to meet each requirement			
CNA 2.45 HPRD 202	RN 0.55 HPRD 29	Total Nurse 3.48 HPRD 11	Total* (All Requirements) 206

Abbreviations: HPRD = Hours Per Resident Day; CNA = Certified Nurse Aide; LPN/LVN = Licensed Practical/Vocational Nurse; RN = Registered Nurse

*Totals for all requirements are not a direct sum of individual requirements. The totals factor in how meeting one requirement will help meet another to not overinflate the impact.

Minimum Staffing Final Rule Special Brief FLORIDA CONGRESSIONAL DISTRICT 23

May 2024

Number of Nursing Centers in Congressional District	
21	

Centers Meeting Each Requirement (Count, Percent %)			
CNA 2.45 HPRD 6 (29%)	RN 0.55 HPRD 19 (90%)	RN 24/7 16 (76%)	Total Nurse (CNA, LPN/LVN, RN) 3.48 HPRD 17 (81%)

Staff Needed Nurse Full Time Equivalents (FTEs)				
CNA 2.45 HPRD 86.4	RN 0.55 HPRD 1.5	RNs 24/7 0.5	Total Nurse 3.48 HPRD 11.7	Total* All Requirements 88.4

Annual Cost Impact Yearly Cost to Hire Staff Needed				
CNA 2.45 HPRD \$3,886,513	RN 0.55 HPRD \$160,342	RN 24/7 \$39,493	Total Nurse 3.48 HPRD \$753,057	Total* All Requirements \$4,086,348

Resident Impact Potential decrease in average daily census to meet each requirement			
CNA 2.45 HPRD 187	RN 0.55 HPRD 14	Total Nurse 3.48 HPRD 18	Total* (All Requirements) 193

Abbreviations: HPRD = Hours Per Resident Day; CNA = Certified Nurse Aide; LPN/LVN = Licensed Practical/Vocational Nurse; RN = Registered Nurse

*Totals for all requirements are not a direct sum of individual requirements. The totals factor in how meeting one requirement will help meet another to not overinflate the impact.

Minimum Staffing Final Rule Special Brief FLORIDA CONGRESSIONAL DISTRICT 24

May 2024

Number of Nursing Centers in Congressional District	
23	

Centers Meeting Each Requirement (Count, Percent %)			
CNA 2.45 HPRD 4 (17%)	RN 0.55 HPRD 17 (74%)	RN 24/7 16 (70%)	Total Nurse (CNA, LPN/LVN, RN) 3.48 HPRD 15 (65%)

Staff Needed Nurse Full Time Equivalents (FTEs)				
CNA 2.45 HPRD 142.7	RN 0.55 HPRD 14.9	RNs 24/7 1.0	Total Nurse 3.48 HPRD 58.5	Total* All Requirements 158.3

Annual Cost Impact Yearly Cost to Hire Staff Needed				
CNA 2.45 HPRD \$6,208,304	RN 0.55 HPRD \$1,370,750	RN 24/7 \$94,529	Total Nurse 3.48 HPRD \$3,484,472	Total* All Requirements \$7,636,152

Resident Impact Potential decrease in average daily census to meet each requirement			
CNA 2.45 HPRD 309	RN 0.55 HPRD 144	Total Nurse 3.48 HPRD 89	Total* (All Requirements) 390

Abbreviations: HPRD = Hours Per Resident Day; CNA = Certified Nurse Aide; LPN/LVN = Licensed Practical/Vocational Nurse; RN = Registered Nurse

*Totals for all requirements are not a direct sum of individual requirements. The totals factor in how meeting one requirement will help meet another to not overinflate the impact.

Minimum Staffing Final Rule Special Brief

FLORIDA CONGRESSIONAL DISTRICT 25

May 2024

Number of Nursing Centers in Congressional District	
8	

Centers Meeting Each Requirement (Count, Percent %)			
CNA 2.45 HPRD 2 (25%)	RN 0.55 HPRD 7 (88%)	RN 24/7 6 (75%)	Total Nurse (CNA, LPN/LVN, RN) 3.48 HPRD 7 (88%)

Staff Needed Nurse Full Time Equivalents (FTEs)				
CNA 2.45 HPRD 23.1	RN 0.55 HPRD 0.3	RNs 24/7 0.1	Total Nurse 3.48 HPRD 3.9	Total* All Requirements 23.4

Annual Cost Impact Yearly Cost to Hire Staff Needed				
CNA 2.45 HPRD \$1,052,844	RN 0.55 HPRD \$27,808	RN 24/7 \$11,727	Total Nurse 3.48 HPRD \$243,070	Total* All Requirements \$1,081,874

Resident Impact Potential decrease in average daily census to meet each requirement			
CNA 2.45 HPRD 50	RN 0.55 HPRD 3	Total Nurse 3.48 HPRD 6	Total* (All Requirements) 50

Abbreviations: HPRD = Hours Per Resident Day; CNA = Certified Nurse Aide; LPN/LVN = Licensed Practical/Vocational Nurse; RN = Registered Nurse

*Totals for all requirements are not a direct sum of individual requirements. The totals factor in how meeting one requirement will help meet another to not overinflate the impact.

Minimum Staffing Final Rule Special Brief

FLORIDA CONGRESSIONAL DISTRICT 26

May 2024

Number of Nursing Centers in Congressional District	
15	

Centers Meeting Each Requirement (Count, Percent %)			
CNA 2.45 HPRD 5 (33%)	RN 0.55 HPRD 15 (100%)	RN 24/7 12 (80%)	Total Nurse (CNA, LPN/LVN, RN) 3.48 HPRD 13 (87%)

Staff Needed Nurse Full Time Equivalents (FTEs)				
CNA 2.45 HPRD 80.4	RN 0.55 HPRD	RNs 24/7 0.5	Total Nurse 3.48 HPRD 29.6	Total* All Requirements 80.8

Annual Cost Impact Yearly Cost to Hire Staff Needed				
CNA 2.45 HPRD \$3,324,505	RN 0.55 HPRD	RN 24/7 \$48,868	Total Nurse 3.48 HPRD \$1,894,883	Total* All Requirements \$3,373,372

Resident Impact Potential decrease in average daily census to meet each requirement			
CNA 2.45 HPRD 174	RN 0.55 HPRD	Total Nurse 3.48 HPRD 45	Total* (All Requirements) 174

Abbreviations: HPRD = Hours Per Resident Day; CNA = Certified Nurse Aide; LPN/LVN = Licensed Practical/Vocational Nurse; RN = Registered Nurse

*Totals for all requirements are not a direct sum of individual requirements. The totals factor in how meeting one requirement will help meet another to not overinflate the impact.

Minimum Staffing Final Rule Special Brief FLORIDA CONGRESSIONAL DISTRICT 27

May 2024

Number of Nursing Centers in Congressional District	
14	

Centers Meeting Each Requirement (Count, Percent %)			
CNA 2.45 HPRD 6 (43%)	RN 0.55 HPRD 14 (100%)	RN 24/7 13 (93%)	Total Nurse (CNA, LPN/LVN, RN) 3.48 HPRD 12 (86%)

Staff Needed Nurse Full Time Equivalents (FTEs)				
CNA 2.45 HPRD 66.7	RN 0.55 HPRD	RNs 24/7 0.0	Total Nurse 3.48 HPRD 26.2	Total* All Requirements 66.8

Annual Cost Impact Yearly Cost to Hire Staff Needed				
CNA 2.45 HPRD \$2,689,549	RN 0.55 HPRD	RN 24/7 \$3,005	Total Nurse 3.48 HPRD \$1,466,457	Total* All Requirements \$2,692,554

Resident Impact Potential decrease in average daily census to meet each requirement			
CNA 2.45 HPRD 144	RN 0.55 HPRD	Total Nurse 3.48 HPRD 40	Total* (All Requirements) 144

Abbreviations: HPRD = Hours Per Resident Day; CNA = Certified Nurse Aide; LPN/LVN = Licensed Practical/Vocational Nurse; RN = Registered Nurse

*Totals for all requirements are not a direct sum of individual requirements. The totals factor in how meeting one requirement will help meet another to not overinflate the impact.

Minimum Staffing Final Rule Special Brief FLORIDA CONGRESSIONAL DISTRICT 28

May 2024

Number of Nursing Centers in Congressional District	
6	

Centers Meeting Each Requirement (Count, Percent %)			
CNA 2.45 HPRD 2 (33%)	RN 0.55 HPRD 6 (100%)	RN 24/7 5 (83%)	Total Nurse (CNA, LPN/LVN, RN) 3.48 HPRD 5 (83%)

Staff Needed Nurse Full Time Equivalents (FTEs)				
CNA 2.45 HPRD 19.4	RN 0.55 HPRD	RNs 24/7 0.0	Total Nurse 3.48 HPRD 2.0	Total* All Requirements 19.4

Annual Cost Impact Yearly Cost to Hire Staff Needed				
CNA 2.45 HPRD \$938,736	RN 0.55 HPRD	RN 24/7 \$634	Total Nurse 3.48 HPRD \$140,786	Total* All Requirements \$939,370

Resident Impact Potential decrease in average daily census to meet each requirement			
CNA 2.45 HPRD 42	RN 0.55 HPRD	Total Nurse 3.48 HPRD 3	Total* (All Requirements) 42

Abbreviations: HPRD = Hours Per Resident Day; CNA = Certified Nurse Aide; LPN/LVN = Licensed Practical/Vocational Nurse; RN = Registered Nurse

*Totals for all requirements are not a direct sum of individual requirements. The totals factor in how meeting one requirement will help meet another to not overinflate the impact.