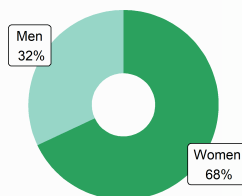


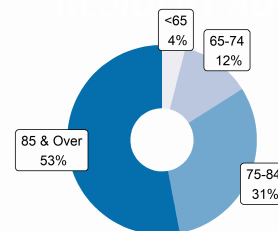
## FACTS AND FIGURES FOR THE PROFESSION

### ASSISTED LIVING RESIDENTS

Resident Gender



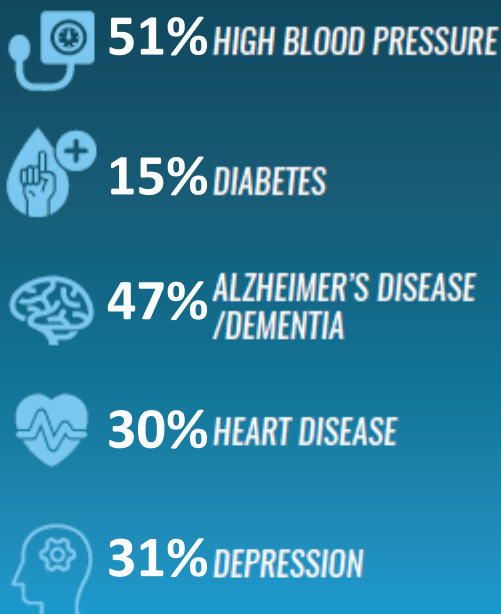
Resident Age



#### ACTIVITIES OF DAILY LIVING



#### COMMON CONDITIONS



#### ASSISTED LIVING PROVIDERS

**222** TOTAL AL COMMUNITIES

**5,950** TOTAL BEDS / UNITS

**14%** of residents rely on Medicaid for their long term care in assisted living

### ECONOMIC IMPACT

\*Total impact is the sum of direct, indirect, and induced effects on the economy of the state.  
Sources: CDC/NCHS, National Post-acute and Long-Term Care Study (2020), State Licensure Website, IMPLAN Economic Impact Data and Software

#### WORKFORCE

**1,565** jobs direct

**2,178** jobs total\*

#### ECONOMIC ACTIVITY

**\$137.0** Million direct

**\$240.6** Million total\*

#### TAX REVENUE

**\$7** Million state/local

**\$24** Million federal