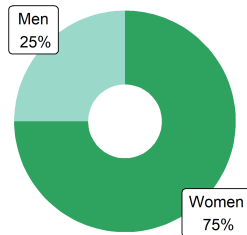
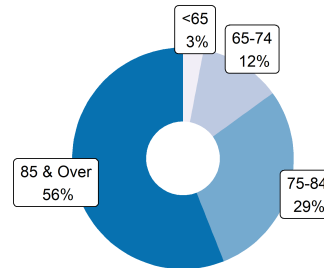


**ASSISTED LIVING RESIDENTS**

**Resident Gender**



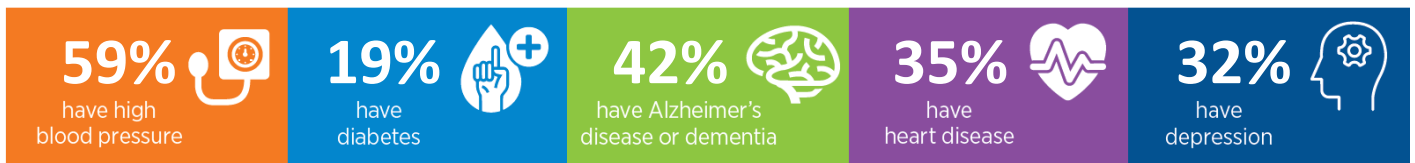
**Resident Age**



**Activities of Daily Living**



**Common Conditions**



**ASSISTED LIVING PROVIDERS**

**297** assisted living communities  
**24,438** beds/units

**25%** of residents rely on **Medicaid** for their long term care in assisted living

**ECONOMIC IMPACT**

*Workforce*

**4,418** direct jobs  
**6,336** total\* jobs

*Economic Activity*

**\$414.0** Million direct  
**\$776.0** Million total\*

*Tax Revenue*

**\$23.9** Million state/local  
**\$81.3** Million federal

\*Total impact is the sum of direct, indirect, and induced effects on the economy of the state.

Sources: CDC/NCHS, National Post-acute and Long-Term Care Study (2020), State Licensure Website (Accessed May 2023) IMPLAN Economic Impact Data and Software (2021)