

# LONG TERM CARE ECONOMIC IMPACT STATISTICS

## MAINE

### NURSING FACILITIES, STAFF & PATIENTS *In Maine*

109 Nursing Facilities  
9,577 Employees  
6,485 Patients Cared for Every Day

16% of patients rely on Medicare; 66% rely on Medicaid; 18% pay for care with private or other funds.

### LONG TERM CARE'S ECONOMIC IMPACT *Direct & Indirect Contribution To Maine*

\$1.0 billion\* or 2.2% of state economic activity  
(direct effect)  
\$1.6 billion\* or 3.5% of state economic activity  
(total impact)

### TOP 5 INDUSTRIES/SECTORS SUPPORTED BY LONG TERM CARE

	Economic Activity (in millions)	Employment (jobs)
Health and Social Services	\$1,116.6	23,100
Real Estate and Rental	406.8	3,160
Manufacturing	49.4	860
Finance and Insurance	17.7	30
Retail Trade	15.0	320
All Industries and Sectors	\$ 1,648.7	27,970

"Long Term Care Facilities" include nursing facilities, assisted living and other long term care residential facilities.  
\*\$1,026.4 million and \$1,648.7 million as reported in The Lewin Group Economic Impact LTC Facilities, January 2009.

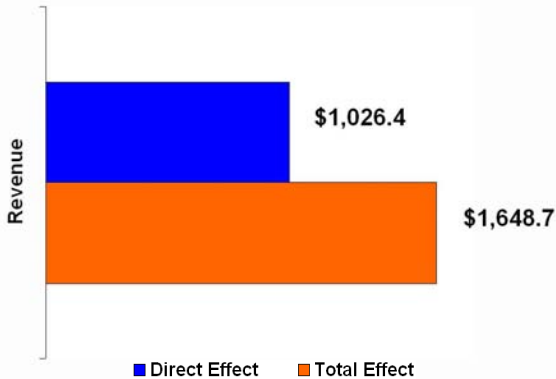
# Economic Impact of Long Term Care Facilities

Maine

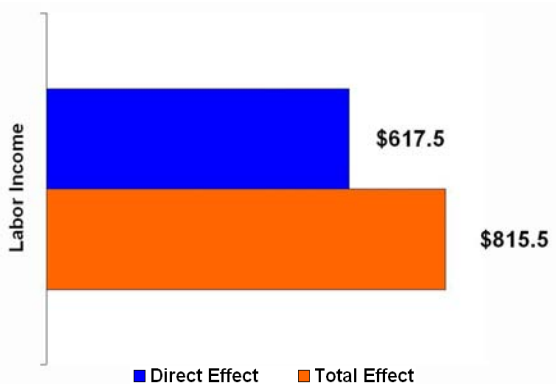
January 2009

Long Term Care (LTC) facilities\* support an estimated \$1.6 billion or 3.5% of the state's economic activity

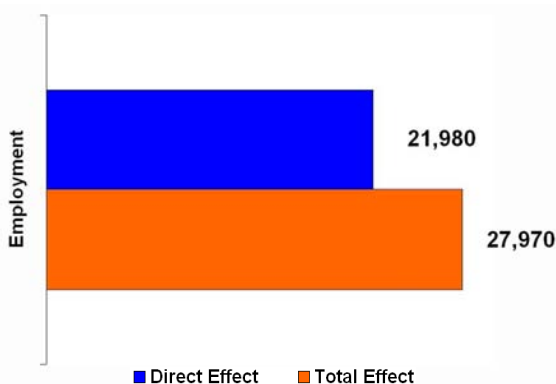
LTC facilities support \$1,648.7 million in revenue...



LTC facilities support \$815.5 million in labor income...



LTC facilities contribute to approximately 27,970 jobs...



LTC facilities' **direct** economic impact on Maine represents...

- 2.2% of economic activity
- 2.0% of labor income
- 2.6% of employment

LTC facilities' **total** economic impact on Maine supports...

- 3.5% of economic activity
- 2.6% of labor income
- 3.3% of employment

LTC facilities generate \$257.2 million in tax revenue...

- \$90.5 million in state/local taxes
- \$166.7 million in federal taxes

## Demographics of Maine

Population (2007)	1.3 million
% Population 65+ years (2007)	14.6%
% Population 85+ years (2007)	2.0%
State economic activity (2007)	\$47.5 billion

\*Long Term Care (LTC) facilities include nursing homes, assisted living, and other residential care facilities. These facilities do not include government-owned or hospital-based facilities.

Prepared by:

# Economic Impact of Long Term Care Facilities

Maine

January 2009

## Summary: Economic Impact of LTC Facilities

Estimated Impact	Direct	Indirect	Induced	Total	% of Total State Activity
Output (in millions of dollars)	\$1,026.4	\$182.5	\$439.8	\$1,648.7	3.5%
Labor Income (in millions of dollars)	\$617.5	\$54.2	\$143.8	\$815.5	2.6%
Employment (jobs)	21,980	1,600	4,390	27,970	3.3%
Estimated Impact	State/Local	Federal	Total		
Tax (in millions of dollars)	\$90.5	\$166.7	\$257.2	-	

LTC facilities support other industries and sectors statewide...

Industry/Sector	Estimated Impact	
	Employment (jobs)	Economic Activity (in millions)
Health and Social Services	23,100	\$1,116.6
Real Estate and Rental	3,160	\$406.8
Manufacturing	860	\$49.4
Finance and Insurance	30	\$17.7
Retail Trade	320	\$15.0
Accommodation and Food Services	270	\$12.7
Professional - Scientific and Tech Services	60	\$11.6
Wholesale Trade	100	\$10.0
Other Services	60	\$6.8
All other industries	20	\$2.2
<b>Total</b>	<b>27,970</b>	<b>\$1,648.7</b>

NAICS: North American Industry Classification System

**Note:**

Numbers may not add due to rounding.

**Sources:**

Economic impact analysis: The Lewin Group analysis using Impact Analysis for Planning (IMPLAN) software, Minnesota IMPLAN Group, Inc, 2007 data  
 Population data: U.S. Census Bureau, <http://www.census.gov/>

### Economic Impact Definitions

**Direct Effect** represents the impact (e.g., change in employment or revenues) for the expenditures and/or production values specified as direct final demand changes.

**Indirect Effect** represents the impact (e.g., change in employment or revenues) caused by the iteration of industries purchasing from industries resulting from direct final demand changes.

**Induced Effect** represents the impacts on all local industries caused by the expenditures of new household income generated by the direct and indirect effects of direct final demand changes.

**Total Impact** is the sum of the direct, indirect and induced effects.

**Labor Income** is the sum of employee compensation and proprietary income.

Prepared by:

## LONG TERM CARE ECONOMIC IMPACT STATISTICS

Representative Chellie Pingree (D-ME)  
 Maine – Congressional District 1

### NURSING FACILITIES, STAFF & PATIENTS *In Maine*

43 Nursing Facilities  
 4,311 Employees  
 2,989 Patients Cared for Every Day

16% of patients rely on Medicare; 62% rely on Medicaid; 21% pay for care with private or other funds.

### LONG TERM CARE'S ECONOMIC IMPACT *Direct & Indirect Contribution To Maine*

\$506.3 million	or 1.8%	of state economic activity (direct effect)
\$820.9 million	or 2.9%	of state economic activity (total impact)

### TOP 5 INDUSTRIES/SECTORS SUPPORTED BY LONG TERM CARE

	Economic Activity (in millions)	Employment (jobs)
Health and Social Services	\$545.3	10,830
Real Estate and Rental	58.3	280
Finance and Insurance	30	160
Retail Trade	27.3	430
Manufacturing	26.9	70
All Industries and Sectors	\$820.9	13,210

“Long Term Care Facilities” include nursing facilities, assisted living and other long term care residential facilities.

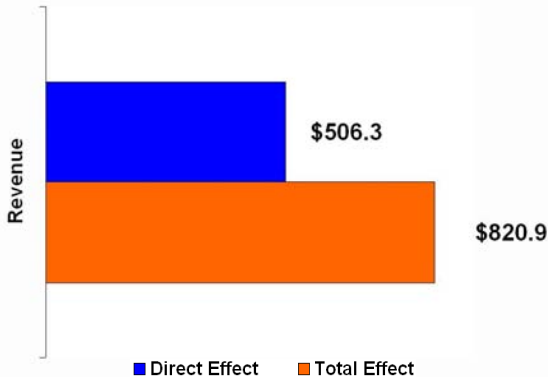
# Economic Impact of Long Term Care Facilities

Maine - Congressional District 1

January 2009

Long Term Care (LTC) facilities\* support an estimated \$820.9 million or 2.9% of the district's economic activity

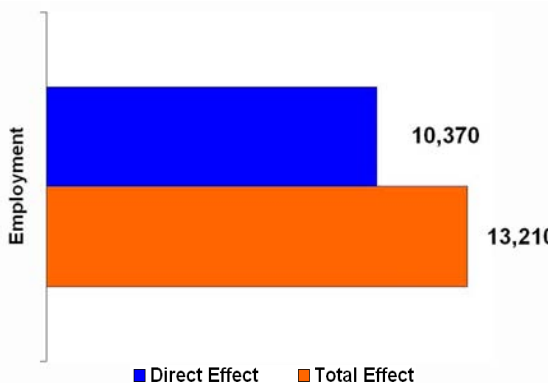
LTC facilities support \$820.9 million in revenue...



LTC facilities support \$409.2 million in labor income...



LTC facilities contribute to approximately 13,210 jobs...



LTC facilities' **direct** economic impact on Maine - Congressional District 1 represents...

- 1.8% of economic activity
- 1.7% of labor income
- 2.3% of employment

LTC facilities' **total** economic impact on Maine - Congressional District 1 supports...

- 2.9% of economic activity
- 2.2% of labor income
- 3.0% of employment

LTC facilities generate \$101.9 million in tax revenue...

- \$26.4 million in state/local taxes
- \$75.6 million in federal taxes

Demographics of Maine - Congressional District 1

Population (2007)	661,000
% Population 65+ years (2007)	14.1%
% Population 85+ years (2007)	2.0%
District economic activity (2007)	\$27.9 billion

\*Long Term Care (LTC) facilities include nursing homes, assisted living, and other residential care facilities. These facilities do not include government-owned or hospital-based facilities.

Prepared by:

# Economic Impact of Long Term Care Facilities

Maine - Congressional District 1

January 2009

## Summary: Economic Impact of LTC Facilities

Estimated Impact	Direct	Indirect	Induced	Total	% of Total District Activity
Output (in millions of dollars)	\$506.3	\$96.5	\$218.0	\$820.9	2.9%
Labor Income (in millions of dollars)	\$306.5	\$30.4	\$72.3	\$409.2	2.2%
Employment (jobs)	10,370	790	2,050	13,210	3.0%
Estimated Impact	State/Local	Federal	Total		
Tax (in millions of dollars)	\$26.4	\$75.6	\$101.9	-	

LTC facilities support other industries and sectors districtwide...

Industry/Sector	Estimated Impact	
	Employment (jobs)	Economic Activity (in millions)
Health and Social Services	10,830	\$545.3
Real Estate and Rental	280	\$58.3
Finance and Insurance	160	\$30.0
Retail Trade	430	\$27.3
Manufacturing	70	\$26.9
Professional - Scientific and Tech Services	190	\$20.1
Accommodation and Food Services	310	\$17.6
Wholesale Trade	80	\$13.5
Administrative and Waste Services	190	\$12.9
All other industries	680	\$69.0
<b>Total</b>	<b>13,210</b>	<b>\$820.9</b>

NAICS: North American Industry Classification System

**Note:**

Numbers may not add due to rounding.

**Sources:**

Economic impact analysis: The Lewin Group analysis using Impact Analysis for Planning (IMPLAN) software, Minnesota IMPLAN Group, Inc, 2007 data  
 Population data: U.S. Census Bureau, <http://www.census.gov/>

### Economic Impact Definitions

**Direct Effect** represents the impact (e.g., change in employment or revenues) for the expenditures and/or production values specified as direct final demand changes.

**Indirect Effect** represents the impact (e.g., change in employment or revenues) caused by the iteration of industries purchasing from industries resulting from direct final demand changes.

**Induced Effect** represents the impacts on all local industries caused by the expenditures of new household income generated by the direct and indirect effects of direct final demand changes.

**Total Impact** is the sum of the direct, indirect and induced effects.

**Labor Income** is the sum of employee compensation and proprietary income.

Prepared by:

## LONG TERM CARE ECONOMIC IMPACT STATISTICS

Representative Michael H. Michaud (D-ME)  
 Maine – Congressional District 2

### NURSING FACILITIES, STAFF & PATIENTS *In Maine*

66 Nursing Facilities  
 5,266 Employees  
 3,496 Patients Cared for Every Day

16% of patients rely on Medicare; 69% rely on Medicaid; 15% pay for care with private or other funds.

### LONG TERM CARE'S ECONOMIC IMPACT *Direct & Indirect Contribution To Maine*

\$545.9 million or 2.5% of state economic activity  
 (direct effect)  
 \$828.5 million or 3.9% of state economic activity  
 (total impact)

### TOP 5 INDUSTRIES/SECTORS SUPPORTED BY LONG TERM CARE

	Economic Activity (in millions)	Employment (jobs)
Health and Social Services	\$587.9	12,290
Real Estate and Rental	48.7	210
Retail Trade	28.2	470
Manufacturing	21.5	90
Finance and Insurance	19.8	120
All Industries and Sectors	\$828.5	14,610

“Long Term Care Facilities” include nursing facilities, assisted living and other long term care residential facilities.

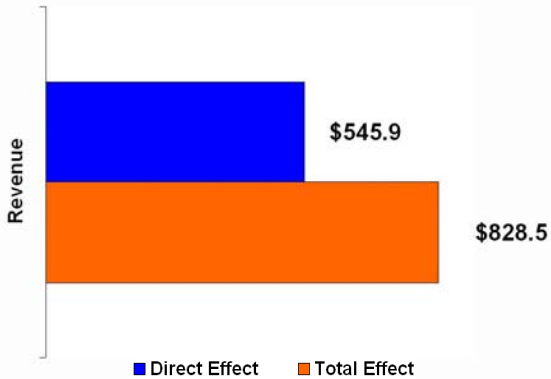
# Economic Impact of Long Term Care Facilities

Maine - Congressional District 2

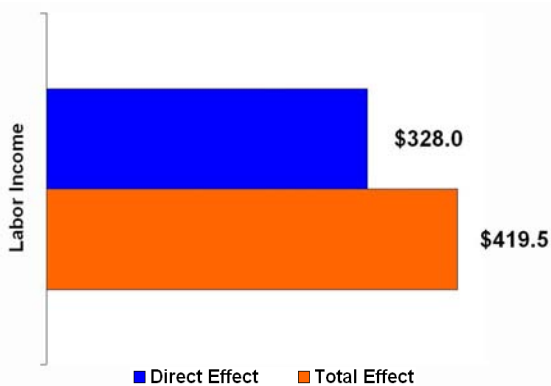
January 2009

**Long Term Care (LTC) facilities\* support an estimated \$828.5 million or 3.9% of the district's economic activity**

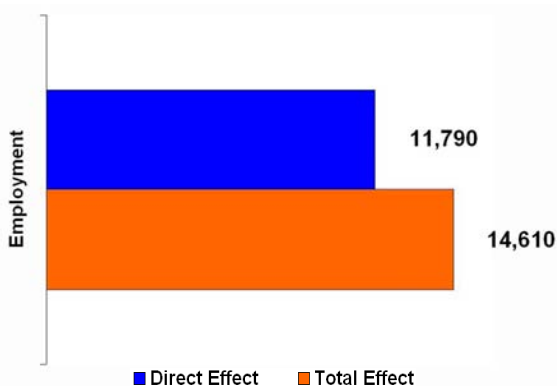
LTC facilities support \$828.5 million in revenue...



LTC facilities support \$419.5 million in labor income...



LTC facilities contribute to approximately 14,610 jobs...



LTC facilities' **direct** economic impact on Maine - Congressional District 2 represents...

- 2.5% of economic activity
- 2.3% of labor income
- 3.1% of employment

LTC facilities' **total** economic impact on Maine - Congressional District 2 supports...

- 3.9% of economic activity
- 3.0% of labor income
- 3.8% of employment

LTC facilities generate \$127.1 million in tax revenue...

- \$43.7 million in state/local taxes
- \$83.4 million in federal taxes

Demographics of Maine - Congressional District 2

Population (2007)	661,000
% Population 65+ years (2007)	15.1%
% Population 85+ years (2007)	2.1%
District economic activity (2007)	\$21.5 billion

\*Long Term Care (LTC) facilities include nursing homes, assisted living, and other residential care facilities. These facilities do not include government-owned or hospital-based facilities.

Prepared by:

# Economic Impact of Long Term Care Facilities

Maine - Congressional District 2

January 2009

## Summary: Economic Impact of LTC Facilities

Estimated Impact	Direct	Indirect	Induced	Total	% of Total District Activity
Output (in millions of dollars)	\$545.9	\$82.1	\$200.5	\$828.5	3.9%
Labor Income (in millions of dollars)	\$328.0	\$24.6	\$66.8	\$419.5	3.0%
Employment (jobs)	11,790	750	2,080	14,610	3.8%
Estimated Impact	State/Local	Federal	Total		
Tax (in millions of dollars)	\$43.7	\$83.4	\$127.1	-	

LTC facilities support other industries and sectors districtwide...

Industry/Sector	Estimated Impact	
	Employment (jobs)	Economic Activity (in millions)
Health and Social Services	12,290	\$587.9
Real Estate and Rental	210	\$48.7
Retail Trade	470	\$28.2
Manufacturing	90	\$21.5
Finance and Insurance	120	\$19.8
Accommodation and Food Services	360	\$19.4
Professional - Scientific and Tech Services	150	\$13.7
Wholesale Trade	80	\$12.1
Information	50	\$10.5
All other industries	820	\$66.8
<b>Total</b>	<b>14,610</b>	<b>\$828.5</b>

NAICS: North American Industry Classification System

**Note:**

Numbers may not add due to rounding.

**Sources:**

Economic impact analysis: The Lewin Group analysis using Impact Analysis for Planning (IMPLAN) software, Minnesota IMPLAN Group, Inc, 2007 data  
 Population data: U.S. Census Bureau, <http://www.census.gov/>

### Economic Impact Definitions

**Direct Effect** represents the impact (e.g., change in employment or revenues) for the expenditures and/or production values specified as direct final demand changes.

**Indirect Effect** represents the impact (e.g., change in employment or revenues) caused by the iteration of industries purchasing from industries resulting from direct final demand changes.

**Induced Effect** represents the impacts on all local industries caused by the expenditures of new household income generated by the direct and indirect effects of direct final demand changes.

**Total Impact** is the sum of the direct, indirect and induced effects.

**Labor Income** is the sum of employee compensation and proprietary income.

Prepared by: