

LONG TERM CARE ECONOMIC IMPACT STATISTICS

NORTH DAKOTA

NURSING FACILITIES, STAFF & PATIENTS *In North Dakota*

84 Nursing Facilities
8,055 Employees
5,777 Patients Cared for Every Day

7% of patients rely on Medicare; 54% rely on Medicaid; 39% pay for care with private or other funds.

LONG TERM CARE'S ECONOMIC IMPACT *Direct & Indirect Contribution To North Dakota*

\$588.3 million or 2.1% of state economic activity
(direct effect)
\$878.3 million or 3.1% of state economic activity
(total impact)

TOP 5 INDUSTRIES/SECTORS SUPPORTED BY LONG TERM CARE

	Economic Activity (in millions)	Employment (jobs)
Health and Social Services	\$623.9	14,270
Real Estate and Rental	182.0	1,460
Manufacturing	25.7	500
Retail Trade	15.2	20
Finance and Insurance	6.4	40
All Industries and Sectors	\$ 878.3	16,670

"Long Term Care Facilities" include nursing facilities, assisted living and other long term care residential facilities.

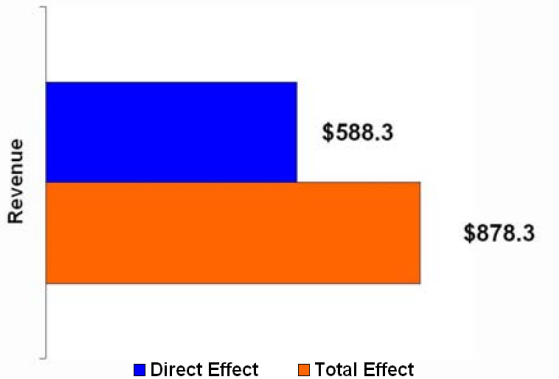
Economic Impact of Long Term Care Facilities

North Dakota

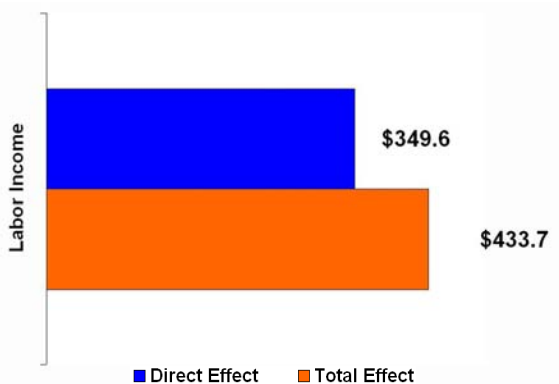
January 2009

Long Term Care (LTC) facilities* support an estimated \$878.3 million or 3.1% of the state's economic activity

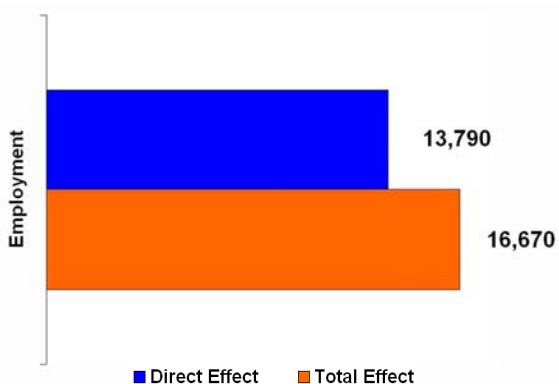
LTC facilities support \$878.3 million in revenue...



LTC facilities support \$433.7 million in labor income...



LTC facilities contribute to approximately 16,670 jobs...



*Long Term Care (LTC) facilities include nursing homes, assisted living, and other residential care facilities. These facilities do not include government-owned or hospital-based facilities.

LTC facilities' **direct** economic impact on North Dakota represents...

- 2.1% of economic activity
- 2.0% of labor income
- 2.8% of employment

LTC facilities' **total** economic impact on North Dakota supports...

- 3.1% of economic activity
- 2.4% of labor income
- 3.4% of employment

LTC facilities generate \$126.0 million in tax revenue...

- \$35.9 million in state/local taxes
- \$90.1 million in federal taxes

Demographics of North Dakota

Population (2007)	636,000
% Population 65+ years (2007)	14.6%
% Population 85+ years (2007)	2.6%
State economic activity (2007)	\$28.3 billion

Prepared by:

Economic Impact of Long Term Care Facilities

North Dakota

January 2009

Summary: Economic Impact of LTC Facilities

Estimated Impact	Direct	Indirect	Induced	Total	% of Total State Activity
Output (in millions of dollars)	\$588.3	\$94.4	\$195.6	\$878.3	3.1%
Labor Income (in millions of dollars)	\$349.6	\$26.0	\$58.1	\$433.7	2.4%
Employment (jobs)	13,790	830	2,060	16,670	3.4%
Estimated Impact	State/Local	Federal	Total		
Tax (in millions of dollars)	\$35.9	\$90.1	\$126.0	-	

LTC facilities support other industries and sectors statewide...

Industry/Sector	Estimated Impact	
	Employment (jobs)	Economic Activity (in millions)
Health and Social Services	14,270	\$623.9
Real Estate and Rental	1,460	\$182.0
Manufacturing	500	\$25.7
Retail Trade	20	\$15.2
Finance and Insurance	40	\$6.4
Accommodation and Food Services	160	\$5.8
Utilities	130	\$5.6
Professional - Scientific and Tech Services	50	\$5.4
Wholesale Trade	30	\$4.4
All other industries	20	\$3.8
Total	16,670	\$878.3

NAICS: North American Industry Classification System

Note:

Numbers may not add due to rounding.

Sources:

Economic impact analysis: The Lewin Group analysis using Impact Analysis for Planning (IMPLAN) software, Minnesota IMPLAN Group, Inc, 2007 data
 Population data: U.S. Census Bureau, <http://www.census.gov/>

Economic Impact Definitions

Direct Effect represents the impact (e.g., change in employment or revenues) for the expenditures and/or production values specified as direct final demand changes.

Indirect Effect represents the impact (e.g., change in employment or revenues) caused by the iteration of industries purchasing from industries resulting from direct final demand changes.

Induced Effect represents the impacts on all local industries caused by the expenditures of new household income generated by the direct and indirect effects of direct final demand changes.

Total Impact is the sum of the direct, indirect and induced effects.

Labor Income is the sum of employee compensation and proprietary income.

Prepared by:

LONG TERM CARE ECONOMIC IMPACT STATISTICS

Representative Earl Pomeroy (D-ND)

NURSING FACILITIES, STAFF & PATIENTS

In North Dakota

84 Nursing Facilities

8,055 Employees

5,777 Patients Cared for Every Day

7% of patients rely on Medicare; 54% rely on Medicaid; 39% pay for care with private or other funds.

LONG TERM CARE'S ECONOMIC IMPACT

Direct & Indirect Contribution To North Dakota

\$588.3 million	or 2.1%	of state economic activity (direct effect)
\$878.3 million	or 3.1%	of state economic activity (total impact)

TOP 5 INDUSTRIES/SECTORS SUPPORTED BY LONG TERM CARE

	Economic Activity (in millions)	Employment (jobs)
Health and Social Services	\$622.3	14,240
Real Estate and Rental	41	170
Manufacturing	31.6	70
Retail Trade	25.9	500
Finance and Insurance	24.8	160
All Industries and Sectors	\$878.3	16,670

"Long Term Care Facilities" include nursing facilities, assisted living and other long term care residential facilities.

Economic Impact of Long Term Care Facilities

North Dakota - Congressional District 1

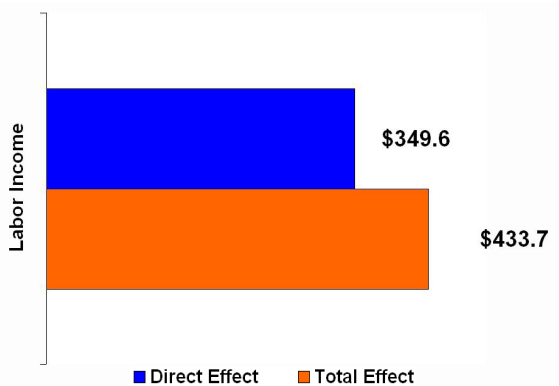
January 2009

Long Term Care (LTC) facilities* support an estimated \$878.3 million or 3.1% of the district's economic activity

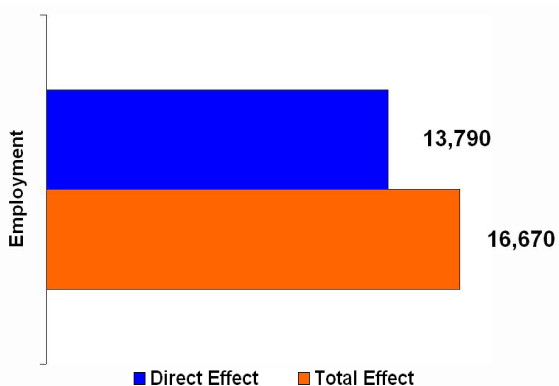
LTC facilities support \$878.3 million in revenue...



LTC facilities support \$433.7 million in labor income...



LTC facilities contribute to approximately 16,670 jobs...



*Long Term Care (LTC) facilities include nursing homes, assisted living, and other residential care facilities. These facilities do not include government-owned or hospital-based facilities.

LTC facilities' **direct** economic impact on North Dakota - Congressional District 1 represents...

- 2.1% of economic activity
- 2.0% of labor income
- 2.8% of employment

LTC facilities' **total** economic impact on North Dakota - Congressional District 1 supports...

- 3.1% of economic activity
- 2.4% of labor income
- 3.4% of employment

LTC facilities generate \$126.0 million in tax revenue...

- \$35.9 million in state/local taxes
- \$90.1 million in federal taxes

Demographics of North Dakota - Congressional District 1

Population (2007)	636,000
% Population 65+ years (2007)	14.6%
% Population 85+ years (2007)	2.6%
District economic activity (2007)	\$28.3 billion

Prepared by:

Economic Impact of Long Term Care Facilities

North Dakota - Congressional District 1

January 2009

Summary: Economic Impact of LTC Facilities

Estimated Impact	Direct	Indirect	Induced	Total	% of Total District Activity
Output (in millions of dollars)	\$588.3	\$94.4	\$195.6	\$878.3	3.1%
Labor Income (in millions of dollars)	\$349.6	\$26.0	\$58.1	\$433.7	2.4%
Employment (jobs)	13,790	830	2,060	16,670	3.4%
Estimated Impact	State/Local	Federal	Total		
Tax (in millions of dollars)	\$35.9	\$90.1	\$126.0	-	

LTC facilities support other industries and sectors districtwide...

Industry/Sector	Estimated Impact	
	Employment (jobs)	Economic Activity (in millions)
Health and Social Services	14,240	\$622.3
Real Estate and Rental	170	\$41.0
Manufacturing	70	\$31.6
Retail Trade	500	\$25.9
Finance and Insurance	160	\$24.8
Accommodation and Food Services	400	\$18.7
Utilities	20	\$15.4
Professional - Scientific and Tech Services	140	\$13.7
Wholesale Trade	80	\$12.2
All other industries	890	\$72.6
Total	16,670	\$878.3

NAICS: North American Industry Classification System

Note:

Numbers may not add due to rounding.

Sources:

Economic impact analysis: The Lewin Group analysis using Impact Analysis for Planning (IMPLAN) software, Minnesota IMPLAN Group, Inc, 2007 data
 Population data: U.S. Census Bureau, <http://www.census.gov/>

Economic Impact Definitions

Direct Effect represents the impact (e.g., change in employment or revenues) for the expenditures and/or production values specified as direct final demand changes.

Indirect Effect represents the impact (e.g., change in employment or revenues) caused by the iteration of industries purchasing from industries resulting from direct final demand changes.

Induced Effect represents the impacts on all local industries caused by the expenditures of new household income generated by the direct and indirect effects of direct final demand changes.

Total Impact is the sum of the direct, indirect and induced effects.

Labor Income is the sum of employee compensation and proprietary income.

Prepared by: