

LONG TERM CARE ECONOMIC IMPACT STATISTICS

VERMONT

NURSING FACILITIES, STAFF & PATIENTS *In Vermont*

40 Nursing Facilities
3,844 Employees
2,980 Patients Cared for Every Day

15% of patients rely on Medicare; 66% rely on Medicaid; 18% pay for care with private or other funds.

LONG TERM CARE'S ECONOMIC IMPACT *Direct & Indirect Contribution To Vermont*

\$356.7 million or 1.5% of state economic activity
(direct effect)

\$559.0 million or 2.3% of state economic activity
(total impact)

TOP 5 INDUSTRIES/SECTORS SUPPORTED BY LONG TERM CARE

	Economic Activity (in millions)	Employment (jobs)
Health and Social Services	\$386.8	7,170
Real Estate and Rental	127.2	1,000
Finance and Insurance	17.2	290
Retail Trade	7.5	10
Manufacturing	4.7	100
All Industries and Sectors	\$ 559.0	8,750

"Long Term Care Facilities" include nursing facilities, assisted living and other long term care residential facilities.

Economic Impact of Long Term Care Facilities

Vermont

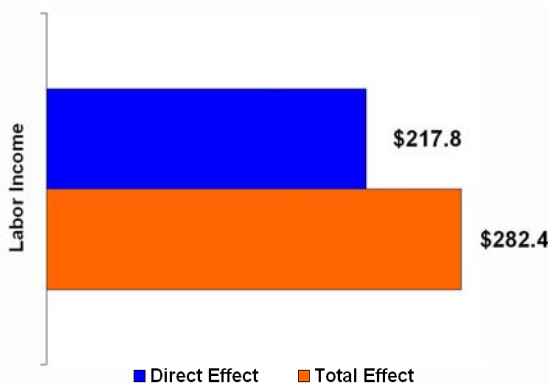
January 2009

Long Term Care (LTC) facilities* support an estimated \$559.0 million or 2.3% of the state's economic activity

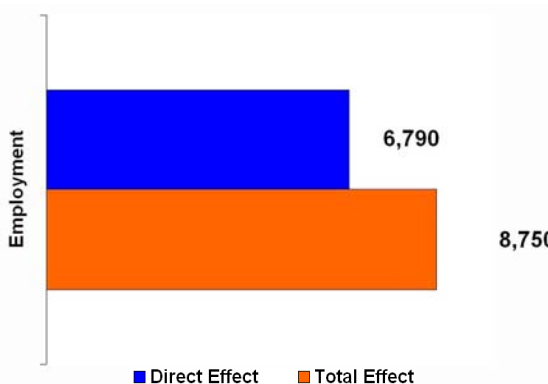
LTC facilities support \$559.0 million in revenue...



LTC facilities support \$282.4 million in labor income...



LTC facilities contribute to approximately 8,750 jobs...



*Long Term Care (LTC) facilities include nursing homes, assisted living, and other residential care facilities. These facilities do not include government-owned or hospital-based facilities.

LTC facilities' **direct** economic impact on Vermont represents...

- 1.5% of economic activity
- 1.3% of labor income
- 1.6% of employment

LTC facilities' **total** economic impact on Vermont supports...

- 2.3% of economic activity
- 1.7% of labor income
- 2.1% of employment

LTC facilities generate \$88.6 million in tax revenue...

- \$28.0 million in state/local taxes
- \$60.6 million in federal taxes

Demographics of Vermont

Population (2007)	624,000
% Population 65+ years (2007)	13.3%
% Population 85+ years (2007)	1.9%
State economic activity (2007)	\$24.3 billion

Prepared by:

Economic Impact of Long Term Care Facilities

Vermont

January 2009

Summary: Economic Impact of LTC Facilities

Estimated Impact	Direct	Indirect	Induced	Total	% of Total State Activity
Output (in millions of dollars)	\$356.7	\$58.4	\$143.9	\$559.0	2.3%
Labor Income (in millions of dollars)	\$217.8	\$17.7	\$46.9	\$282.4	1.7%
Employment (jobs)	6,790	540	1,420	8,750	2.1%
Estimated Impact	State/Local	Federal	Total		
Tax (in millions of dollars)	\$28.0	\$60.6	\$88.6	-	

LTC facilities support other industries and sectors statewide...

Industry/Sector	Estimated Impact	
	Employment (jobs)	Economic Activity (in millions)
Health and Social Services	7,170	\$386.8
Real Estate and Rental	1,000	\$127.2
Finance and Insurance	290	\$17.2
Retail Trade	10	\$7.5
Manufacturing	100	\$4.7
Professional - Scientific and Tech Services	20	\$4.5
Accommodation and Food Services	90	\$3.9
Administrative and Waste Services	30	\$3.4
Information	30	\$2.4
All other industries	10	\$1.5
Total	8,750	\$559.0

NAICS: North American Industry Classification System

Note:

Numbers may not add due to rounding.

Sources:

Economic impact analysis: The Lewin Group analysis using Impact Analysis for Planning (IMPLAN) software, Minnesota IMPLAN Group, Inc, 2007 data
 Population data: U.S. Census Bureau, <http://www.census.gov/>

Economic Impact Definitions

Direct Effect represents the impact (e.g., change in employment or revenues) for the expenditures and/or production values specified as direct final demand changes.

Indirect Effect represents the impact (e.g., change in employment or revenues) caused by the iteration of industries purchasing from industries resulting from direct final demand changes.

Induced Effect represents the impacts on all local industries caused by the expenditures of new household income generated by the direct and indirect effects of direct final demand changes.

Total Impact is the sum of the direct, indirect and induced effects.

Labor Income is the sum of employee compensation and proprietary income.

Prepared by:

LONG TERM CARE ECONOMIC IMPACT STATISTICS

Representative Peter Welch (D-VT)

NURSING FACILITIES, STAFF & PATIENTS *In Vermont*

40 Nursing Facilities
3,844 Employees
2,980 Patients Cared for Every Day

15% of patients rely on Medicare; 66% rely on Medicaid; 18% pay for care with private or other funds.

LONG TERM CARE'S ECONOMIC IMPACT *Direct & Indirect Contribution To Vermont*

\$356.7 million or 1.5% of state economic activity
(direct effect)
\$559.0 million or 2.3% of state economic activity
(total impact)

TOP 5 INDUSTRIES/SECTORS SUPPORTED BY LONG TERM CARE

	Economic Activity (in millions)	Employment (jobs)
Health and Social Services	\$383.6	7,120
Real Estate and Rental	35.4	170
Finance and Insurance	18.4	100
Retail Trade	18.3	280
Manufacturing	15.7	50
All Industries and Sectors	\$559.0	8,750

"Long Term Care Facilities" include nursing facilities, assisted living and other long term care residential facilities.

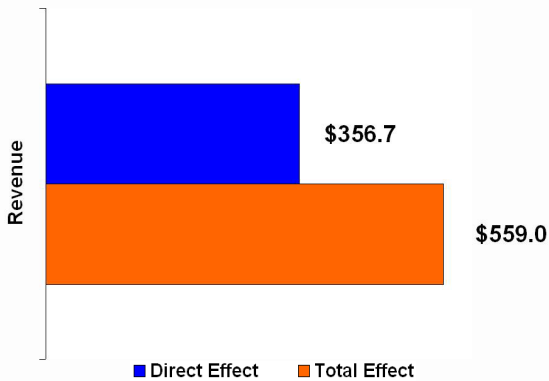
Economic Impact of Long Term Care Facilities

Vermont - Congressional District 1

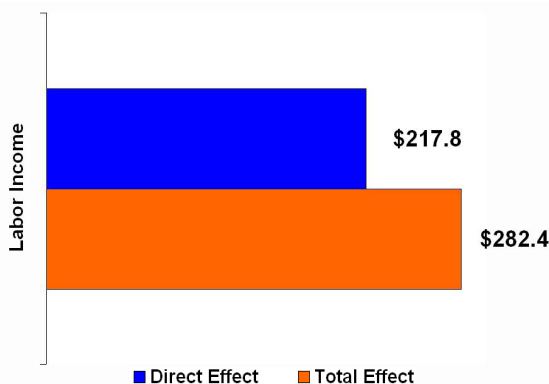
January 2009

Long Term Care (LTC) facilities* support an estimated \$559.0 million or 2.3% of the district's economic activity

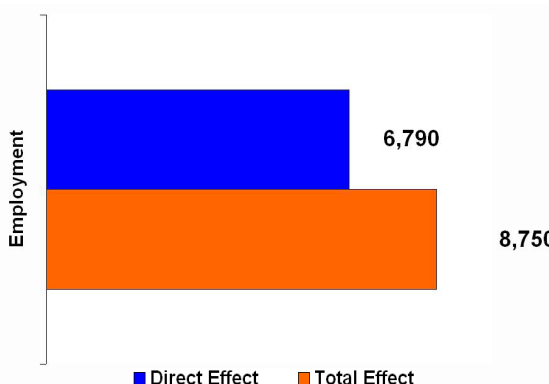
LTC facilities support \$559.0 million in revenue...



LTC facilities support \$282.4 million in labor income...



LTC facilities contribute to approximately 8,750 jobs...



LTC facilities' **direct** economic impact on Vermont - Congressional District 1 represents...

- 1.5% of economic activity
- 1.3% of labor income
- 1.6% of employment

LTC facilities' **total** economic impact on Vermont - Congressional District 1 supports...

- 2.3% of economic activity
- 1.7% of labor income
- 2.1% of employment

LTC facilities generate \$88.6 million in tax revenue...

- \$28.0 million in state/local taxes
- \$60.6 million in federal taxes

Demographics of Vermont - Congressional District 1

Population (2007)	624,000
% Population 65+ years (2007)	13.3%
% Population 85+ years (2007)	1.9%
District economic activity (2007)	\$24.3 billion

*Long Term Care (LTC) facilities include nursing homes, assisted living, and other residential care facilities. These facilities do not include government-owned or hospital-based facilities.

Prepared by:

Economic Impact of Long Term Care Facilities

Vermont - Congressional District 1

January 2009

Summary: Economic Impact of LTC Facilities

Estimated Impact	Direct	Indirect	Induced	Total	% of Total District Activity
Output (in millions of dollars)	\$356.7	\$58.4	\$143.8	\$559.0	2.3%
Labor Income (in millions of dollars)	\$217.8	\$17.7	\$46.9	\$282.4	1.7%
Employment (jobs)	6,790	540	1,420	8,750	2.1%
Estimated Impact	State/Local	Federal	Total		
Tax (in millions of dollars)	\$28.0	\$60.6	\$88.6	-	

LTC facilities support other industries and sectors districtwide...

Industry/Sector	Estimated Impact	
	Employment (jobs)	Economic Activity (in millions)
Health and Social Services	7,120	\$383.6
Real Estate and Rental	170	\$35.4
Finance and Insurance	100	\$18.4
Retail Trade	280	\$18.3
Manufacturing	50	\$15.7
Professional - Scientific and Tech Services	130	\$13.4
Accommodation and Food Services	230	\$13.3
Administrative and Waste Services	160	\$7.8
Information	30	\$7.7
All other industries	490	\$45.4
Total	8,750	\$559

NAICS: North American Industry Classification System

Note:

Numbers may not add due to rounding.

Sources:

Economic impact analysis: The Lewin Group analysis using Impact Analysis for Planning (IMPLAN) software, Minnesota IMPLAN Group, Inc, 2007 data
 Population data: U.S. Census Bureau, <http://www.census.gov/>

Economic Impact Definitions

Direct Effect represents the impact (e.g., change in employment or revenues) for the expenditures and/or production values specified as direct final demand changes.

Indirect Effect represents the impact (e.g., change in employment or revenues) caused by the iteration of industries purchasing from industries resulting from direct final demand changes.

Induced Effect represents the impacts on all local industries caused by the expenditures of new household income generated by the direct and indirect effects of direct final demand changes.

Total Impact is the sum of the direct, indirect and induced effects.

Labor Income is the sum of employee compensation and proprietary income.

Prepared by: