

LONG TERM CARE ECONOMIC IMPACT STATISTICS

WEST VIRGINIA

NURSING FACILITIES, STAFF & PATIENTS *In West Virginia*

128 Nursing Facilities

12,799 Employees

9,613 Patients Cared for Every Day

13% of patients rely on Medicare; 73% rely on Medicaid; 13% pay for care with private or other funds.

LONG TERM CARE'S ECONOMIC IMPACT *Direct & Indirect Contribution To West Virginia*

\$812.0 million* or 1.4% of state economic activity
(direct effect)

\$1.2 billion* or 2.2% of state economic activity
(total impact)

TOP 5 INDUSTRIES/SECTORS SUPPORTED BY LONG TERM CARE

	Economic Activity (in millions)	Employment (jobs)
Health and Social Services	\$869.1	18,250
Real Estate and Rental	268.8	2,130
Manufacturing	36.2	690
Retail Trade	20.8	40
Finance and Insurance	8.4	30
All Industries and Sectors	\$ 1,237.7	21,700

"Long Term Care Facilities" include nursing facilities, assisted living and other long term care residential facilities.

*\$1,237.7 million as reported in The Lewin Group Economic Impact LTC Facilities, January 2009.

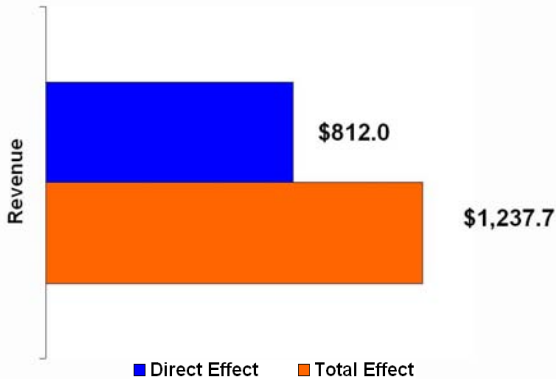
Economic Impact of Long Term Care Facilities

West Virginia

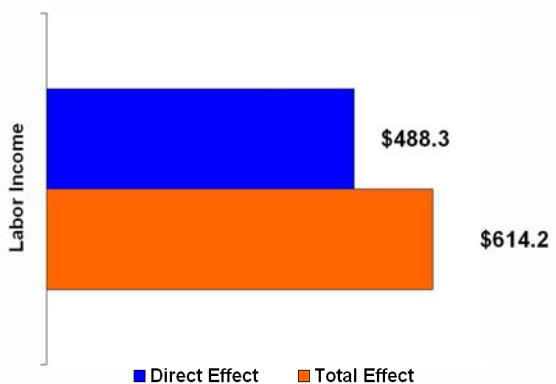
January 2009

Long Term Care (LTC) facilities* support an estimated \$1.2 billion or 2.2% of the state's economic activity

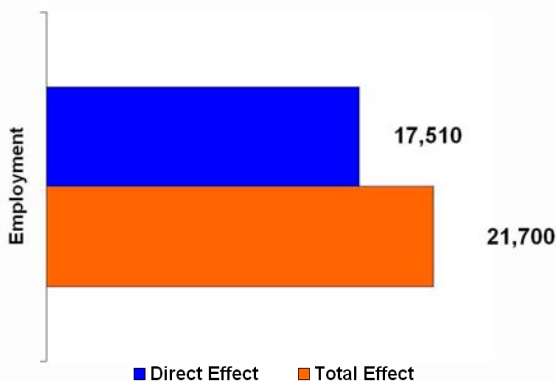
LTC facilities support \$1,237.7 million in revenue...



LTC facilities support \$614.2 million in labor income...



LTC facilities contribute to approximately 21,700 jobs...



LTC facilities' **direct** economic impact on West Virginia represents...

- 1.4% of economic activity
- 1.3% of labor income
- 1.9% of employment

LTC facilities' **total** economic impact on West Virginia supports...

- 2.2% of economic activity
- 1.7% of labor income
- 2.4% of employment

LTC facilities generate \$188.1 million in tax revenue...

- \$58.3 million in state/local taxes
- \$129.8 million in federal taxes

Demographics of West Virginia

Population (2007)	1.8 million
% Population 65+ years (2007)	15.3%
% Population 85+ years (2007)	2.0%
State economic activity (2007)	\$57.2 billion

*Long Term Care (LTC) facilities include nursing homes, assisted living, and other residential care facilities. These facilities do not include government-owned or hospital-based facilities.

Prepared by:

Economic Impact of Long Term Care Facilities

West Virginia

January 2009

Summary: Economic Impact of LTC Facilities

Estimated Impact	Direct	Indirect	Induced	Total	% of Total State Activity
Output (in millions of dollars)	\$812.0	\$130.9	\$294.8	\$1,237.7	2.2%
Labor Income (in millions of dollars)	\$488.3	\$37.1	\$88.8	\$614.2	1.7%
Employment (jobs)	17,510	1,170	3,020	21,700	2.4%
Estimated Impact	State/Local	Federal	Total		
Tax (in millions of dollars)	\$58.3	\$129.8	\$188.1	-	

LTC facilities support other industries and sectors statewide...

Industry/Sector	Estimated Impact	
	Employment (jobs)	Economic Activity (in millions)
Health and Social Services	18,250	\$869.1
Real Estate and Rental	2,130	\$268.8
Manufacturing	690	\$36.2
Retail Trade	40	\$20.8
Finance and Insurance	30	\$8.4
Accommodation and Food Services	140	\$8.1
Utilities	60	\$6.9
Professional - Scientific and Tech Services	190	\$6.8
Wholesale Trade	130	\$5.8
All other industries	40	\$6.7
Total	21,700	\$1,237.7

NAICS: North American Industry Classification System

Note:

Numbers may not add due to rounding.

Sources:

Economic impact analysis: The Lewin Group analysis using Impact Analysis for Planning (IMPLAN) software, Minnesota IMPLAN Group, Inc, 2007 data
 Population data: U.S. Census Bureau, <http://www.census.gov/>

Economic Impact Definitions

Direct Effect represents the impact (e.g., change in employment or revenues) for the expenditures and/or production values specified as direct final demand changes.

Indirect Effect represents the impact (e.g., change in employment or revenues) caused by the iteration of industries purchasing from industries resulting from direct final demand changes.

Induced Effect represents the impacts on all local industries caused by the expenditures of new household income generated by the direct and indirect effects of direct final demand changes.

Total Impact is the sum of the direct, indirect and induced effects.

Labor Income is the sum of employee compensation and proprietary income.

Prepared by:

LONG TERM CARE ECONOMIC IMPACT STATISTICS

Representative Alan B. Mollohan (D-WV)
 West Virginia – Congressional District 1

NURSING FACILITIES, STAFF & PATIENTS *In West Virginia*

50 Nursing Facilities
 4,863 Employees
 3,848 Patients Cared for Every Day

13% of patients rely on Medicare; 71% rely on Medicaid; 17% pay for care with private or other funds.

LONG TERM CARE'S ECONOMIC IMPACT *Direct & Indirect Contribution To West Virginia*

\$316.2 million or 1.6% of state economic activity
 (direct effect)
 \$473.6 million or 2.4% of state economic activity
 (total impact)

TOP 5 INDUSTRIES/SECTORS SUPPORTED BY LONG TERM CARE

	Economic Activity (in millions)	Employment (jobs)
Health and Social Services	\$336.6	7,200
Real Estate and Rental	23.5	120
Manufacturing	20.6	40
Retail Trade	15	290
Finance and Insurance	11.3	70
All Industries and Sectors	\$473.6	8,520

"Long Term Care Facilities" include nursing facilities, assisted living and other long term care residential facilities.

Economic Impact of Long Term Care Facilities

West Virginia - Congressional District 1

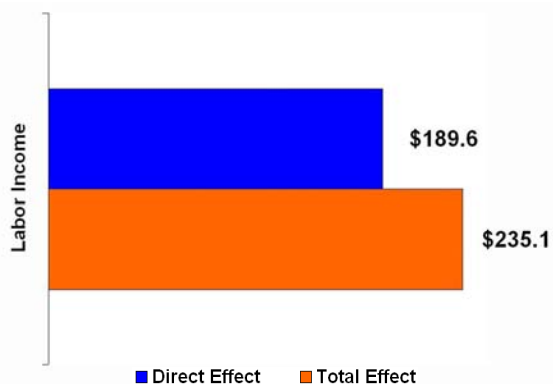
January 2009

Long Term Care (LTC) facilities* support an estimated \$473.6 million or 2.4% of the district's economic activity

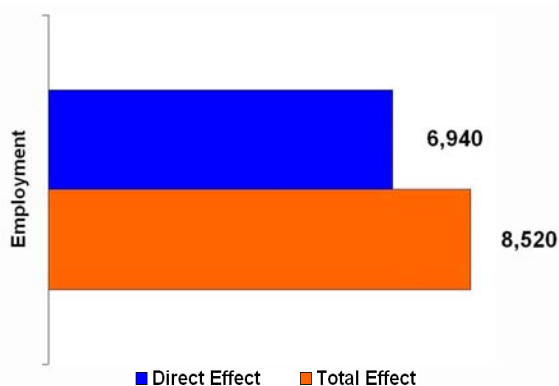
LTC facilities support \$473.6 million in revenue...



LTC facilities support \$235.1 million in labor income...



LTC facilities contribute to approximately 8,520 jobs...



LTC facilities' **direct** economic impact on West Virginia - Congressional District 1 represents...

- 1.6% of economic activity
- 1.5% of labor income
- 2.1% of employment

LTC facilities' **total** economic impact on West Virginia - Congressional District 1 supports...

- 2.4% of economic activity
- 1.8% of labor income
- 2.6% of employment

LTC facilities generate \$70.9 million in tax revenue...

- \$22.0 million in state/local taxes
- \$48.9 million in federal taxes

Demographics of West Virginia - Congressional District 1

Population (2007)	606,000
% Population 65+ years (2007)	15.8%
% Population 85+ years (2007)	2.2%
District economic activity (2007)	\$20.1 billion

*Long Term Care (LTC) facilities include nursing homes, assisted living, and other residential care facilities. These facilities do not include government-owned or hospital-based facilities.

Prepared by:

Economic Impact of Long Term Care Facilities

West Virginia - Congressional District 1

January 2009

Summary: Economic Impact of LTC Facilities

Estimated Impact	Direct	Indirect	Induced	Total	% of Total District Activity
Output (in millions of dollars)	\$316.2	\$47.8	\$109.6	\$473.6	2.4%
Labor Income (in millions of dollars)	\$189.6	\$13.1	\$32.3	\$235.1	1.8%
Employment (jobs)	6,940	430	1,150	8,520	2.6%
Estimated Impact	State/Local	Federal	Total		
Tax (in millions of dollars)	\$22.0	\$48.9	\$70.9	-	

LTC facilities support other industries and sectors districtwide...

Industry/Sector	Estimated Impact	
	Employment (jobs)	Economic Activity (in millions)
Health and Social Services	7,200	\$336.6
Real Estate and Rental	120	\$23.5
Manufacturing	40	\$20.6
Retail Trade	290	\$15
Finance and Insurance	70	\$11.3
Accommodation and Food Services	220	\$10.4
Utilities	20	\$8.2
Professional - Scientific and Tech Services	80	\$7.5
Wholesale Trade	50	\$6.1
All other industries	430	\$34.5
Total	8,520	\$473.6

NAICS: North American Industry Classification System

Note:

Numbers may not add due to rounding.

Sources:

Economic impact analysis: The Lewin Group analysis using Impact Analysis for Planning (IMPLAN) software, Minnesota IMPLAN Group, Inc, 2007 data
 Population data: U.S. Census Bureau, <http://www.census.gov/>

Economic Impact Definitions

Direct Effect represents the impact (e.g., change in employment or revenues) for the expenditures and/or production values specified as direct final demand changes.

Indirect Effect represents the impact (e.g., change in employment or revenues) caused by the iteration of industries purchasing from industries resulting from direct final demand changes.

Induced Effect represents the impacts on all local industries caused by the expenditures of new household income generated by the direct and indirect effects of direct final demand changes.

Total Impact is the sum of the direct, indirect and induced effects.

Labor Income is the sum of employee compensation and proprietary income.

Prepared by:

LONG TERM CARE ECONOMIC IMPACT STATISTICS

Representative Shelley Moore Capito (R-WV)
 West Virginia – Congressional District 2

NURSING FACILITIES, STAFF & PATIENTS *In West Virginia*

41 Nursing Facilities
 4,484 Employees
 3,016 Patients Cared for Every Day

14% of patients rely on Medicare; 73% rely on Medicaid; 13% pay for care with private or other funds.

LONG TERM CARE'S ECONOMIC IMPACT *Direct & Indirect Contribution To West Virginia*

\$229.8 million	or 1.1%	of state economic activity (direct effect)
\$340.7 million	or 1.7%	of state economic activity (total impact)

TOP 5 INDUSTRIES/SECTORS SUPPORTED BY LONG TERM CARE

	Economic Activity (in millions)	Employment (jobs)
Health and Social Services	\$245.2	4,940
Real Estate and Rental	18.4	80
Retail Trade	10.9	200
Finance and Insurance	8.6	50
Accommodation/Food Svcs	7.8	160
All Industries and Sectors	\$340.7	5,880

“Long Term Care Facilities” include nursing facilities, assisted living and other long term care residential facilities.

Economic Impact of Long Term Care Facilities

West Virginia - Congressional District 2

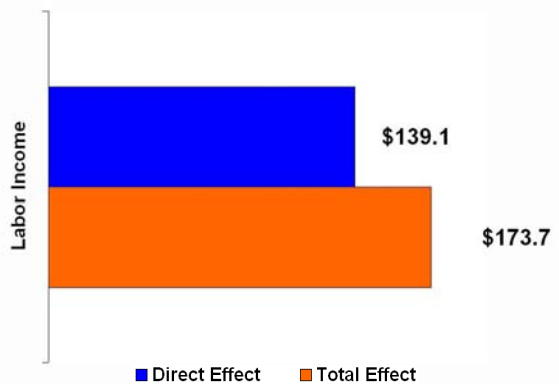
January 2009

Long Term Care (LTC) facilities* support an estimated \$340.7 million or 1.7% of the district's economic activity

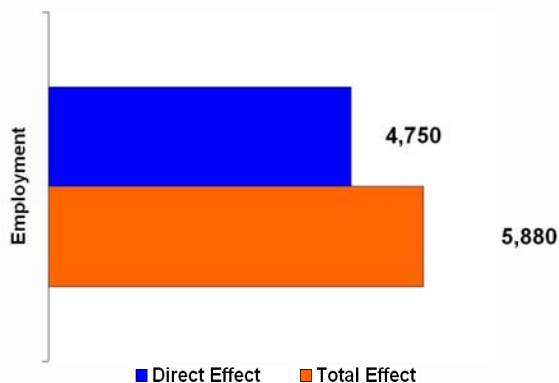
LTC facilities support \$340.7 million in revenue...



LTC facilities support \$173.7 million in labor income...



LTC facilities contribute to approximately 5,880 jobs...



LTC facilities' **direct** economic impact on West Virginia - Congressional District 2 represents...

- 1.1% of economic activity
- 1.1% of labor income
- 1.5% of employment

LTC facilities' **total** economic impact on West Virginia - Congressional District 2 supports...

- 1.7% of economic activity
- 1.3% of labor income
- 1.8% of employment

LTC facilities generate \$52.4 million in tax revenue...

- \$16.3 million in state/local taxes
- \$36.1 million in federal taxes

Demographics of West Virginia - Congressional District 2

Population (2007)	606,000
% Population 65+ years (2007)	14.6%
% Population 85+ years (2007)	1.8%
District economic activity (2007)	\$20.1 billion

*Long Term Care (LTC) facilities include nursing homes, assisted living, and other residential care facilities. These facilities do not include government-owned or hospital-based facilities.

Prepared by:

Economic Impact of Long Term Care Facilities

West Virginia - Congressional District 2

January 2009

Summary: Economic Impact of LTC Facilities

Estimated Impact	Direct	Indirect	Induced	Total	% of Total District Activity
Output (in millions of dollars)	\$229.8	\$32.5	\$78.3	\$340.7	1.7%
Labor Income (in millions of dollars)	\$139.1	\$9.7	\$24.8	\$173.7	1.3%
Employment (jobs)	4,750	310	830	5,880	1.8%
Estimated Impact	State/Local	Federal	Total		
Tax (in millions of dollars)	\$16.3	\$36.1	\$52.4	-	

LTC facilities support other industries and sectors districtwide...

Industry/Sector	Estimated Impact	
	Employment (jobs)	Economic Activity (in millions)
Health and Social Services	4,940	\$245.2
Real Estate and Rental	80	\$18.4
Retail Trade	200	\$10.9
Finance and Insurance	50	\$8.6
Accommodation and Food Services	160	\$7.8
Manufacturing	30	\$7.3
Utilities	10	\$6
Professional - Scientific and Tech Services	60	\$5.6
Wholesale Trade	30	\$4.8
All other industries	340	\$26.1
Total	5,880	\$340.7

NAICS: North American Industry Classification System

Note:

Numbers may not add due to rounding.

Sources:

Economic impact analysis: The Lewin Group analysis using Impact Analysis for Planning (IMPLAN) software, Minnesota IMPLAN Group, Inc, 2007 data
 Population data: U.S. Census Bureau, <http://www.census.gov/>

Economic Impact Definitions

Direct Effect represents the impact (e.g., change in employment or revenues) for the expenditures and/or production values specified as direct final demand changes.

Indirect Effect represents the impact (e.g., change in employment or revenues) caused by the iteration of industries purchasing from industries resulting from direct final demand changes.

Induced Effect represents the impacts on all local industries caused by the expenditures of new household income generated by the direct and indirect effects of direct final demand changes.

Total Impact is the sum of the direct, indirect and induced effects.

Labor Income is the sum of employee compensation and proprietary income.

Prepared by:

LONG TERM CARE ECONOMIC IMPACT STATISTICS

Representative Nick J. Rahall II (D-WV)
 West Virginia – Congressional District 3

NURSING FACILITIES, STAFF & PATIENTS *In West Virginia*

37 Nursing Facilities
 3,443 Employees
 2,749 Patients Cared for Every Day

14% of patients rely on Medicare; 76% rely on Medicaid; 9% pay for care with private or other funds.

LONG TERM CARE'S ECONOMIC IMPACT *Direct & Indirect Contribution To West Virginia*

\$254.3 million or 1.5% of state economic activity
 (direct effect)
 \$358.6 million or 2.1% of state economic activity
 (total impact)

TOP 5 INDUSTRIES/SECTORS SUPPORTED BY LONG TERM CARE

	Economic Activity (in millions)	Employment (jobs)
Health and Social Services	\$270.5	5,810
Real Estate and Rental	18.7	70
Retail Trade	10.9	200
Accommodation/Food Svcs	8.4	160
Manufacturing	7.1	30
All Industries and Sectors	\$358.6	6,700

"Long Term Care Facilities" include nursing facilities, assisted living and other long term care residential facilities.

Economic Impact of Long Term Care Facilities

West Virginia - Congressional District 3

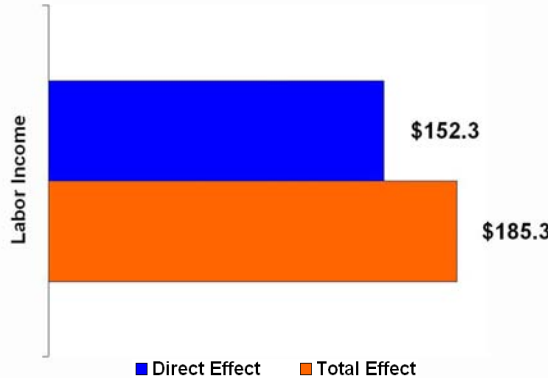
January 2009

Long Term Care (LTC) facilities* support an estimated \$358.6 million or 2.1% of the district's economic activity

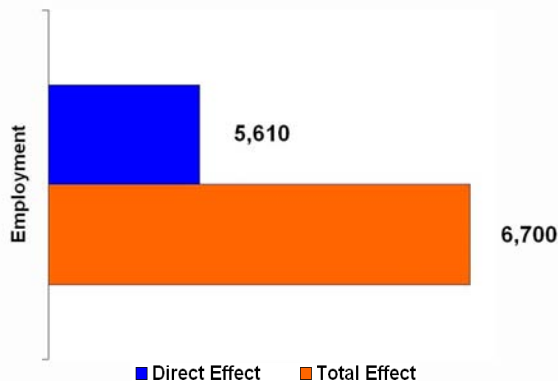
LTC facilities support \$358.6 million in revenue...



LTC facilities support \$185.3 million in labor income...



LTC facilities contribute to approximately 6,700 jobs...



LTC facilities' **direct** economic impact on West Virginia - Congressional District 3 represents...

- 1.5% of economic activity
- 1.4% of labor income
- 2.2% of employment

LTC facilities' **total** economic impact on West Virginia - Congressional District 3 supports...

- 2.1% of economic activity
- 1.7% of labor income
- 2.6% of employment

LTC facilities generate \$54.6 million in tax revenue...

- \$16.3 million in state/local taxes
- \$38.3 million in federal taxes

Demographics of West Virginia - Congressional District 3

Population (2007)	607,000
% Population 65+ years (2007)	15.6%
% Population 85+ years (2007)	1.9%
District economic activity (2007)	\$17.0 billion

*Long Term Care (LTC) facilities include nursing homes, assisted living, and other residential care facilities. These facilities do not include government-owned or hospital-based facilities.

Prepared by:

Economic Impact of Long Term Care Facilities

West Virginia - Congressional District 3

January 2009

Summary: Economic Impact of LTC Facilities

Estimated Impact	Direct	Indirect	Induced	Total	% of Total District Activity
Output (in millions of dollars)	\$254.3	\$31.2	\$73.1	\$358.6	2.1%
Labor Income (in millions of dollars)	\$152.3	\$9.3	\$23.7	\$185.3	1.7%
Employment (jobs)	5,610	300	790	6,700	2.6%
Estimated Impact	State/Local	Federal	Total		
Tax (in millions of dollars)	\$16.3	\$38.3	\$54.6	-	

LTC facilities support other industries and sectors districtwide...

Industry/Sector	Estimated Impact	
	Employment (jobs)	Economic Activity (in millions)
Health and Social Services	5,810	\$270.5
Real Estate and Rental	70	\$18.7
Retail Trade	200	\$10.9
Accommodation and Food Services	160	\$8.4
Manufacturing	30	\$7.1
Professional - Scientific and Tech Services	50	\$5.6
Wholesale Trade	30	\$5
Information	20	\$4.6
Administrative and Waste Services	70	\$4.1
All other industries	260	\$23.6
Total	6,700	\$358.6

NAICS: North American Industry Classification System

Note:

Numbers may not add due to rounding.

Sources:

Economic impact analysis: The Lewin Group analysis using Impact Analysis for Planning (IMPLAN) software, Minnesota IMPLAN Group, Inc, 2007 data
 Population data: U.S. Census Bureau, <http://www.census.gov/>

Economic Impact Definitions

Direct Effect represents the impact (e.g., change in employment or revenues) for the expenditures and/or production values specified as direct final demand changes.

Indirect Effect represents the impact (e.g., change in employment or revenues) caused by the iteration of industries purchasing from industries resulting from direct final demand changes.

Induced Effect represents the impacts on all local industries caused by the expenditures of new household income generated by the direct and indirect effects of direct final demand changes.

Total Impact is the sum of the direct, indirect and induced effects.

Labor Income is the sum of employee compensation and proprietary income.

Prepared by: