

# LONG TERM CARE ECONOMIC IMPACT STATISTICS

## WYOMING

### NURSING FACILITIES, STAFF & PATIENTS *In Wyoming*

38 Nursing Facilities  
 3,232 Employees  
 2,380 Patients Cared for Every Day

11% of patients rely on Medicare; 60% rely on Medicaid; 29% pay for care with private or other funds.

### LONG TERM CARE'S ECONOMIC IMPACT *Direct & Indirect Contribution To Wyoming*

\$238.9 million or 0.8% of state economic activity  
 (direct effect)  
 \$350.3 million or 1.2% of state economic activity  
 (total impact)

### TOP 5 INDUSTRIES/SECTORS SUPPORTED BY LONG TERM CARE

	Economic Activity (in millions)	Employment (jobs)
Health and Social Services	\$249.1	4,580
Real Estate and Rental	72.8	540
Retail Trade	10.0	190
Manufacturing	5.9	10
Accommodation/Food Svcs	2.7	50
All Industries and Sectors	\$ 350.3	5,470

"Long Term Care Facilities" include nursing facilities, assisted living and other long term care residential facilities.

# Economic Impact of Long Term Care Facilities

## Wyoming

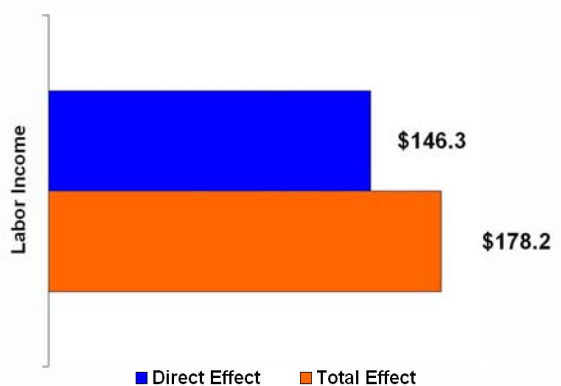
January 2009

**Long Term Care (LTC) facilities\* support an estimated \$350.3 million or 1.2% of the state's economic activity**

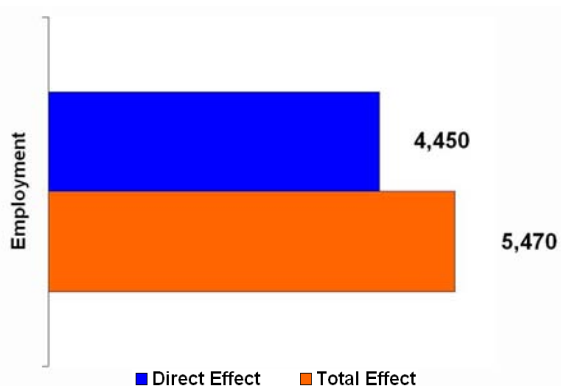
LTC facilities support \$350.3 million in revenue...



LTC facilities support \$178.2 million in labor income...



LTC facilities contribute to approximately 5,470 jobs...



LTC facilities' **direct** economic impact on Wyoming represents...

- 0.8% of economic activity
- 0.9% of labor income
- 1.2% of employment

LTC facilities' **total** economic impact on Wyoming supports...

- 1.2% of economic activity
- 1.1% of labor income
- 1.4% of employment

LTC facilities generate \$57.4 million in tax revenue...

- \$13.8 million in state/local taxes
- \$43.6 million in federal taxes

### Demographics of Wyoming

Population (2007)	515,000
% Population 65+ years (2007)	12.2%
% Population 85+ years (2007)	1.6%
State economic activity (2007)	\$28.4 billion

\*Long Term Care (LTC) facilities include nursing homes, assisted living, and other residential care facilities. These facilities do not include government-owned or hospital-based facilities.

Prepared by:

# Economic Impact of Long Term Care Facilities

## Wyoming

January 2009

### Summary: Economic Impact of LTC Facilities

Estimated Impact	Direct	Indirect	Induced	Total	% of Total State Activity
Output (in millions of dollars)	\$238.9	\$35.5	\$75.8	\$350.3	1.2%
Labor Income (in millions of dollars)	\$146.3	\$10.1	\$21.8	\$178.2	1.1%
Employment (jobs)	4,450	300	710	5,470	1.4%
Estimated Impact	State/Local	Federal	Total		
Tax (in millions of dollars)	\$13.8	\$43.6	\$57.4	-	

LTC facilities support other industries and sectors statewide...

Industry/Sector	Estimated Impact	
	Employment (jobs)	Economic Activity (in millions)
Health and Social Services	4,580	\$249.1
Real Estate and Rental	540	\$72.8
Retail Trade	190	\$10.0
Manufacturing	10	\$5.9
Accommodation and Food Services	50	\$2.7
Finance and Insurance	10	\$2.7
Utilities	20	\$2.2
Professional - Scientific and Tech Services	50	\$2.0
Wholesale Trade	10	\$1.5
All other industries	10	\$1.5
<b>Total</b>	<b>5,470</b>	<b>\$350.3</b>

NAICS: North American Industry Classification System

**Note:**

Numbers may not add due to rounding.

**Sources:**

Economic impact analysis: The Lewin Group analysis using Impact Analysis for Planning (IMPLAN) software, Minnesota IMPLAN Group, Inc, 2007 data  
 Population data: U.S. Census Bureau, <http://www.census.gov/>

### Economic Impact Definitions

**Direct Effect** represents the impact (e.g., change in employment or revenues) for the expenditures and/or production values specified as direct final demand changes.

**Indirect Effect** represents the impact (e.g., change in employment or revenues) caused by the iteration of industries purchasing from industries resulting from direct final demand changes.

**Induced Effect** represents the impacts on all local industries caused by the expenditures of new household income generated by the direct and indirect effects of direct final demand changes.

**Total Impact** is the sum of the direct, indirect and induced effects.

**Labor Income** is the sum of employee compensation and proprietary income.

Prepared by:

## LONG TERM CARE ECONOMIC IMPACT STATISTICS

Representative Cynthia M. Lummis (R-WY)

### NURSING FACILITIES, STAFF & PATIENTS *In Wyoming*

38 Nursing Facilities  
3,232 Employees  
2,380 Patients Cared for Every Day

11% of patients rely on Medicare; 60% rely on Medicaid; 29% pay for care with private or other funds.

### LONG TERM CARE'S ECONOMIC IMPACT *Direct & Indirect Contribution To Wyoming*

\$238.9 million or 0.8% of state economic activity  
(direct effect)  
\$350.3 million or 1.2% of state economic activity  
(total impact)

### TOP 5 INDUSTRIES/SECTORS SUPPORTED BY LONG TERM CARE

	Economic Activity (in millions)	Employment (jobs)
Health and Social Services	\$248.9	4,580
Real Estate and Rental	24.5	90
Retail Trade	10.2	180
Manufacturing	8.5	10
Accommodation/Food Svcs	7.9	150
All Industries and Sectors	\$350.3	5,470

"Long Term Care Facilities" include nursing facilities, assisted living and other long term care residential facilities.

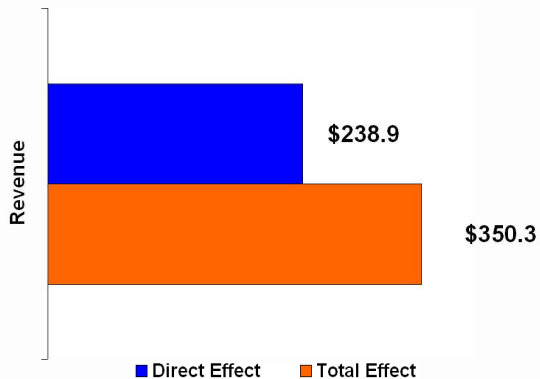
# Economic Impact of Long Term Care Facilities

## Wyoming - Congressional District 1

January 2009

**Long Term Care (LTC) facilities\* support an estimated \$350.3 million or 1.2% of the district's economic activity**

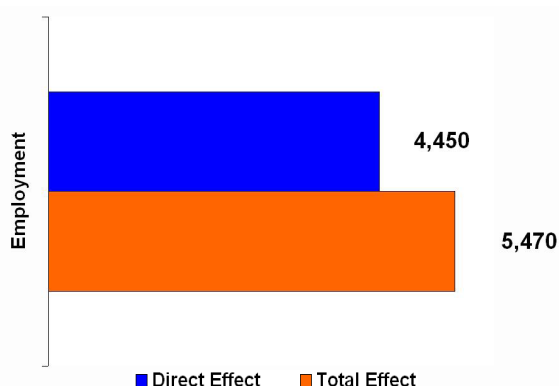
LTC facilities support \$350.3 million in revenue...



LTC facilities support \$178.2 million in labor income...



LTC facilities contribute to approximately 5,470 jobs...



LTC facilities' **direct** economic impact on Wyoming - Congressional District 1 represents...

- 0.8% of economic activity
- 0.9% of labor income
- 1.2% of employment

LTC facilities' **total** economic impact on Wyoming - Congressional District 1 supports...

- 1.2% of economic activity
- 1.1% of labor income
- 1.4% of employment

LTC facilities generate \$57.4 million in tax revenue...

- \$13.8 million in state/local taxes
- \$43.6 million in federal taxes

### Demographics of Wyoming - Congressional District 1

Population (2007)	515,000
% Population 65+ years (2007)	12.2%
% Population 85+ years (2007)	1.6%
District economic activity (2007)	\$28.4 billion

\*Long Term Care (LTC) facilities include nursing homes, assisted living, and other residential care facilities. These facilities do not include government-owned or hospital-based facilities.

Prepared by:

# Economic Impact of Long Term Care Facilities

## Wyoming - Congressional District 1

January 2009

### Summary: Economic Impact of LTC Facilities

Estimated Impact	Direct	Indirect	Induced	Total	% of Total District Activity
Output (in millions of dollars)	\$238.9	\$35.5	\$75.8	\$350.3	1.2%
Labor Income (in millions of dollars)	\$146.3	\$10.1	\$21.8	\$178.2	1.1%
Employment (jobs)	4,450	300	710	5,470	1.4%
Estimated Impact	State/Local	Federal	Total		
Tax (in millions of dollars)	\$13.8	\$43.6	\$57.4	-	

LTC facilities support other industries and sectors districtwide...

Industry/Sector	Estimated Impact	
	Employment (jobs)	Economic Activity (in millions)
Health and Social Services	4,580	\$248.9
Real Estate and Rental	90	\$24.5
Retail Trade	180	\$10.2
Manufacturing	10	\$8.5
Accommodation and Food Services	150	\$7.9
Finance and Insurance	50	\$7.3
Utilities	10	\$6
Professional - Scientific and Tech Services	50	\$5
Wholesale Trade	30	\$4.6
All other industries	320	\$27.4
<b>Total</b>	<b>5,470</b>	<b>\$350.3</b>

NAICS: North American Industry Classification System

**Note:**

Numbers may not add due to rounding.

**Sources:**

Economic impact analysis: The Lewin Group analysis using Impact Analysis for Planning (IMPLAN) software, Minnesota IMPLAN Group, Inc, 2007 data  
 Population data: U.S. Census Bureau, <http://www.census.gov/>

### Economic Impact Definitions

**Direct Effect** represents the impact (e.g., change in employment or revenues) for the expenditures and/or production values specified as direct final demand changes.

**Indirect Effect** represents the impact (e.g., change in employment or revenues) caused by the iteration of industries purchasing from industries resulting from direct final demand changes.

**Induced Effect** represents the impacts on all local industries caused by the expenditures of new household income generated by the direct and indirect effects of direct final demand changes.

**Total Impact** is the sum of the direct, indirect and induced effects.

**Labor Income** is the sum of employee compensation and proprietary income.

Prepared by: